



WMO OMM

World Meteorological Organization
Organisation météorologique mondiale
Organización Meteorológica Mundial
Всемирная метеорологическая организация
المنظمة العالمية للأرصاد الجوية
世界气象组织

Secrétariat

7 bis, avenue de la Paix – Case postale 2300
CH 1211 Genève 2 – Suisse
Tél.: +41 (0) 22 730 81 11
Fax: +41 (0) 22 730 81 81
wmo@wmo.int – public.wmo.int

Ref.: 28637/2022-14 GS

Our ref.: 28637/2022/GS/FIN

6 December 2022

Annex: 1

Subject: Report of the World Meteorological Organization (WMO) Third Quarter 2022
Financial Situation

Dear Sir/Madam,

In [Resolution 14 \(EC-72\)](#) - Financial Statements of the World Meteorological Organization for the Year 2019, the Executive Council requested the Secretary-General "to develop relevant quarterly financial reporting to Members, including specific information on expenditures". The attached document, the Third Quarter 2022 Report on the Financial Situation of WMO responds to this request. The report contains an analysis of the status of Members' contributions as at 30 September 2022 and analysis of the expenditures against the Regular Budget through the third quarter of 2022.

We welcome your comments on this initiative and all questions can be directed to Mr Wenjian Zhang (wzhang@wmo.int), Assistant Secretary-General, and copy to Mr Brian Cover, (bcover@wmo.int), Chief, Finance Section.

Further reporting will be done on a quarterly basis to update Members on the financial situation of WMO throughout the year.

Yours faithfully,

Prof. Petteri Taalas
Secretary-General

To: Permanent Representatives of Members with WMO

cc: Hydrological Advisers

**WMO OMM**

World Meteorological Organization
 Organisation météorologique mondiale
 Organización Meteorológica Mundial
 Всемирная метеорологическая организация
 المنظمة العالمية للأرصاد الجوية
 世界气象组织

Secrétariat

7 bis, avenue de la Paix – Case postale 2300
 CH 1211 Genève 2 – Suisse
 Tél.: +41 (0) 22 730 81 11
 Fax: +41 (0) 22 730 81 81
 wmo@wmo.int – public.wmo.int

Our ref.: 28638/2022/GS/FIN

6 December 2022

Third Quarter 2022 Report on the Financial Situation of WMO

This document presents updated information on the financial situation of the World Meteorological Organization (WMO) as of 30 September 2022, with particular emphasis on the status of contributions to the Regular Budget as well as the status of expenditures against the Regular Budget up until and including the end of September 2022.

During the third quarter of 2022, the payment pattern of assessed contributions remains positive. Although the level of outstanding assessed contributions was CHF 5.6 million higher at the start of 2022 as compared to the start of 2021, a significant level of contributions have been received during 2022. The level of contributions received by WMO from Members has slowed during the third quarter of 2022 as compared with the first half of 2022, with only CHF 1.6 million being received in the third quarter of 2022. The overall strong payment pattern of contributions thus far in 2022 has resulted in total outstanding contributions at 30 September 2022 of CHF 36.8 million, which was CHF 0.9 million lower than at 30 September 2021. As at 30 September 2022, 56% of arrears had been paid and 66% of the 2022 assessment had been received. Members should take note that the total outstanding assessed contributions as at 30 September 2022 still represents approximately 54% of the 2022 Regular Budget Assessment.

The General Fund remains in a strong cash position at the end of September 2022 at CHF 29 million, which is higher by CHF 7 million than at the end of September 2021. The cash position of the General Fund at the end of September 2022 was sufficient to meet the operational needs of WMO for approximately five months.

At the end of September 2022, the level of actual expenditures and obligations represents 73.3% of the total 2022 approved budget, which is consistent with the overall expected implementation rate at the end of the third quarter and is generally well balanced across all appropriation parts. There is a higher than planned level of expenditures for short-term staff, which offsets the slightly lower than expected level of expenditures for staff costs, resulting from the level of vacancies experienced in the beginning of 2022, many of which were filled during 2022 to date, with the remainder expected to be filled in the last quarter of the year. During the third quarter of 2022, the impact of the COVID-19 pandemic on the level of travel expenditures was reduced as there was significant travel related to face-to-face and hybrid meetings. Given the significant fourth quarter meetings including SERCOM and INFCOM, it is expected that there will continue to be an increased level of travel in the fourth quarter of 2022. The fellowship category of expenditure increased significantly as compared to the prior quarters of 2022 as planning and initial implementation related to the upcoming educational year has begun and is expected to continue at a higher level throughout the remainder of 2022. The level of expenditures for operating and contractual expenses currently sits at 70% while the cost related to the building loan repayment represents 100% as a result of its booking early in the year.

A. General Fund Financial Situation

Under Financial Regulation 8.4, Members were obliged to pay 2022 assessed contributions to the Regular Budget and the advances to the Working Capital Fund on 1 January 2022. Members that

have not yet done so are urged to ensure payment of their 2022 assessed contributions to the Regular Budget, as well as any assessed contributions in arrears and outstanding advances to the Working Capital Fund as soon as possible. The timely payment of assessed contributions is critical to the sound financial basis necessary for the optimum implementation of planned activities to deliver the approved Strategic Plan and the governance reform.

Status of Assessed Contributions

In accordance with [Resolution 32 \(EC-73\)](#) - Budget for the Biennium 2022–2023, and Financial Regulation 8.2, the total assessed contributions for 2022 were equal to one half of the budget of CHF 135.8 million that was approved by the Executive Council for the 2022–2023 biennium. WMO Members were, therefore, assessed CHF 67.9 million in aggregate for 2022. As at 30 September 2022, WMO Members had made payments against the 2022 assessment totalling CHF 44.7 million, which represents a rate of collection for 2022 of 66%, compared to 63% as at 30 September 2021.

In addition to the 2022 assessed contribution, WMO began 2022 with outstanding assessed contributions from 2021 and prior years amounting to CHF 30.8 million, which was CHF 5.6 million higher than at the beginning of 2021. Members made payments in 2022 against 2021 and prior year assessments of CHF 17.1 million, bringing the balance of the arrears at 30 September 2022 to CHF 13.6 million, CHF 0.8 million higher than the outstanding arrears as at 30 September 2021.

The total outstanding balance of assessed contributions at 30 September 2022 was CHF 36.8 million, a decrease in the outstanding assessed contributions of CHF 0.9 million as compared to 30 September 2021. The amount of outstanding assessed contributions at 30 September 2022 represents 54% of the total 2022 Regular Budget assessment. The delays in the payment of assessed contributions by Members put significant pressure on the General Fund cash resources to meet its financial obligations.

Table 1. Comparison of Collection of Assessed Contributions as at 30 September 2022

	<i>(in thousands of Swiss francs)</i>							
	2022	%	2021	%	2020	%	2019	
Contributions outstanding at 1 January								
Arrears	30,761		25,174		28,375		19,643	
Assessment for current year	67,886		67,886		67,886		64,852	
Advance contributions received	(10,036)	15	(9,487)	14	(9,200)	14	(9,769)	15
Total outstanding at 1 January	<u>88,611</u>		<u>83,573</u>		<u>87,061</u>		<u>74,726</u>	
Contributions received at 30 September								
Applied to arrears	17,129	56	12,331	49	15,337	54	6,464	33
Applied to current year assessments	34,631	51	33,507	49	31,543	46	33,904	52
Total received 30 September	<u>51,759</u>	58	<u>45,838</u>	55	<u>46,880</u>	54	<u>40,368</u>	54
Contributions outstanding at 30 September								
Arrears	13,633	44	12,843	51	13,038	46	13,179	67
For current year	23,219	34	24,892	37	27,143	40	21,179	33
Total outstanding at 30 September	<u>36,852</u>	42	<u>37,735</u>	45	<u>40,181</u>	46	<u>34,358</u>	46

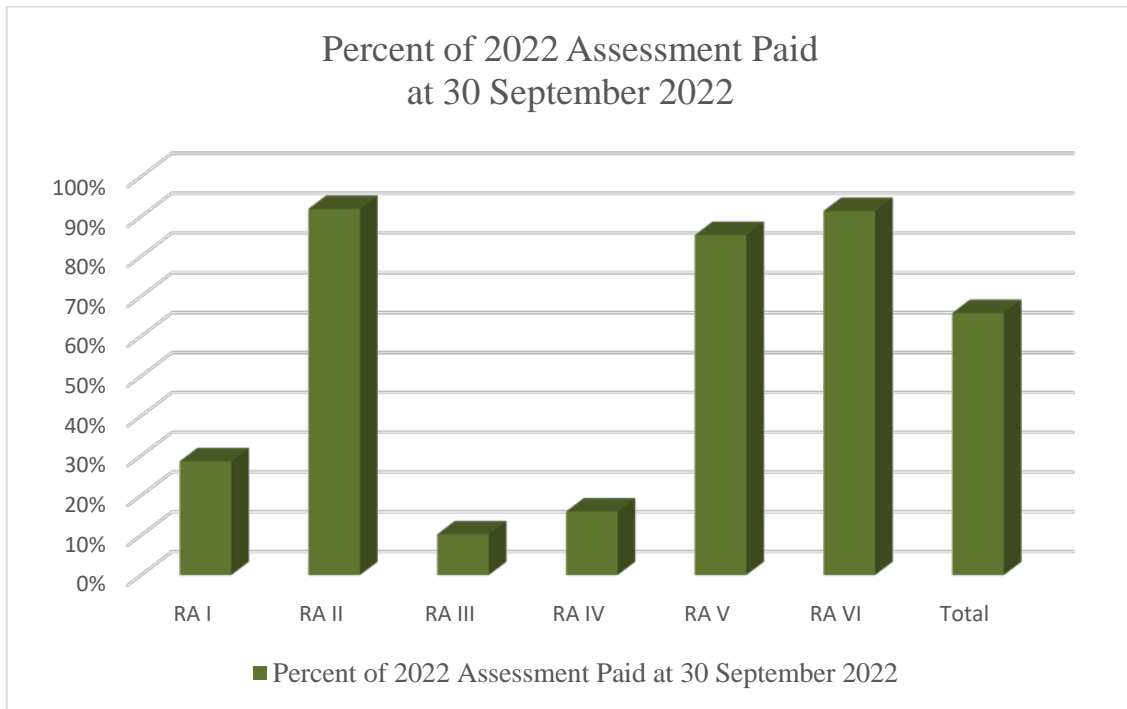
Table 2. Comparison of Members' payment status as at 30 September 2022

	2022	2021	2020	2019
Members fully paid	100	87	90	112
Members owing for current year only	33	40	44	24
Members owing for current and prior years	60	66	59	57

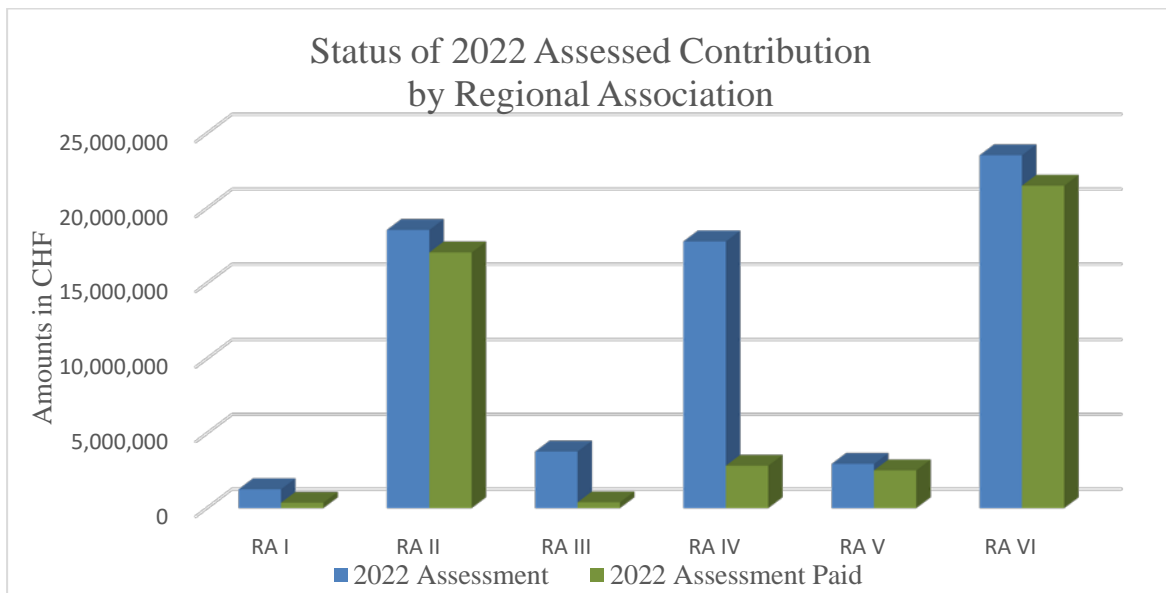
Ref.: 28637/2022-1465

Regional Analysis of Outstanding Assessments

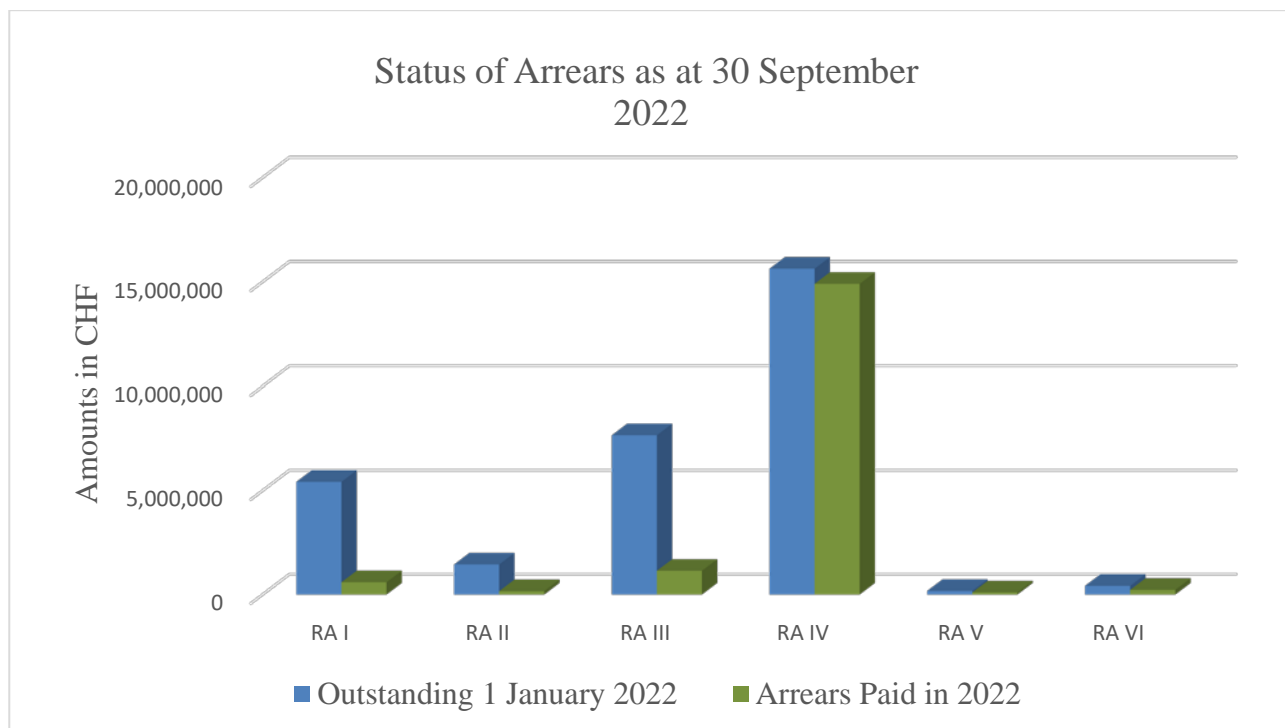
The following graph shows the percentage of the total assessment for each WMO Region that had been paid by the Members of each WMO Region as at 30 September 2022.



The following graph shows the distribution of the 2022 assessment and the amounts of such assessment paid by 30 September 2022, based upon the grouping of WMO Members by region.



The following graph shows the distribution of the amounts of arrears at 1 January 2022 and the amounts of payments against such arrears by 30 September 2022, based upon the grouping of WMO Members by region.



Status of Voting Rights

Any Member in arrears for more than two consecutive years is subject to the provisions of [Resolution 37 \(Cg-XI\)](#) – Suspension of Members for failure to meet financial obligations, and are deprived of its voting and other rights. Historically approximately 15% of WMO Members have voting rights suspended pursuant to this Resolution. As at 30 September, the number of Members without voting rights at WMO was as follows:

Table 3. Members having lost voting rights as at 30 September

	2022	2021	2020	2019
Members having lost voting rights	32	35	29	31

In accordance with Financial Regulation 8.8, special arrangements as established by Congress concerning the repayment of long-outstanding contributions may be concluded with any Member in arrears for more than four years on the date of entry into force of such arrangements. Currently one Member has concluded and complied with such a repayment agreement permitting a waiver of [Resolution 37 \(Cg-XI\)](#) and permitting voting rights. One Member who had previously concluded a repayment agreement has not complied and, therefore, is currently deprived of voting rights.

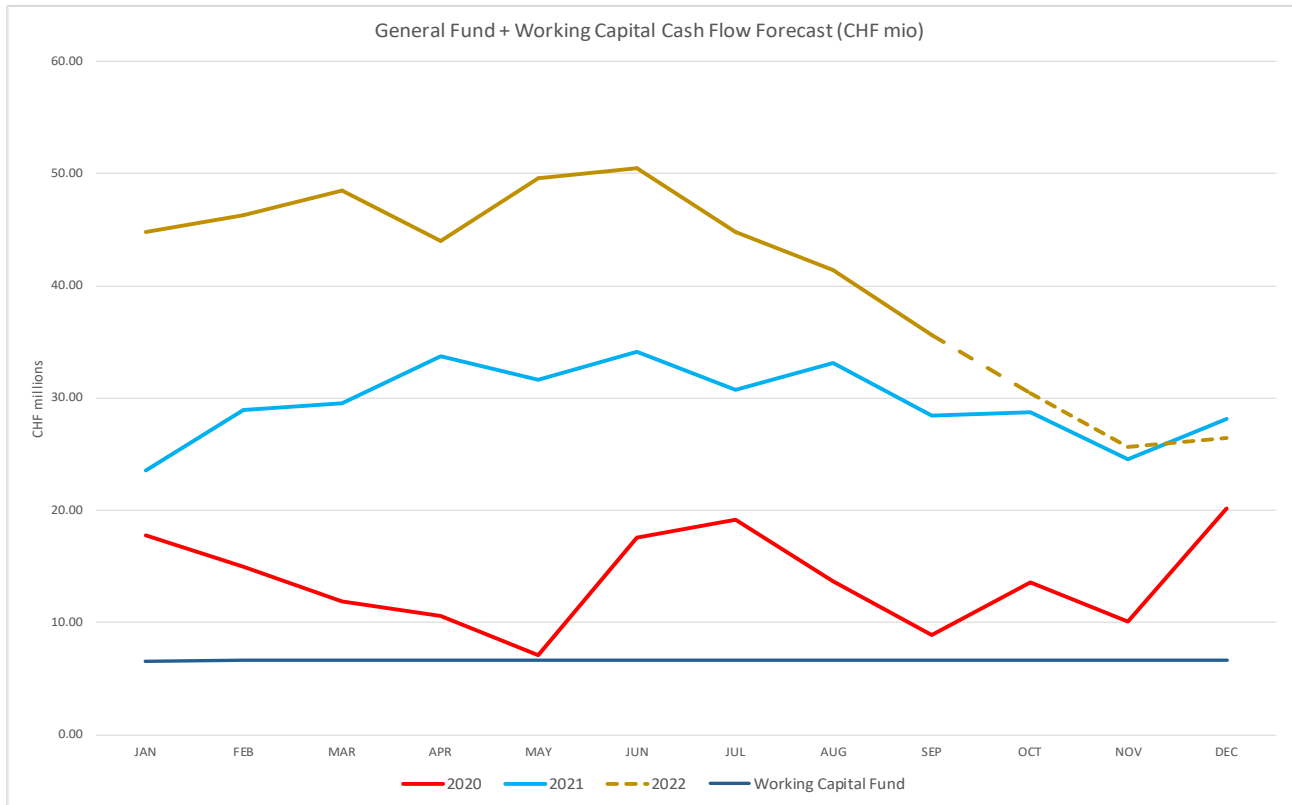
Detailed Tables

The annexed report “Statement Showing Status of Contributions as at 30 September 2022” provides details by Members regarding amounts due at the beginning of 2022, 2022 assessments, payments received during 2022, outstanding amounts for 2022 and prior years, and outstanding advances to the Working Capital Fund.

Liquidity Position of the General Fund

The table below shows the actual cash position for each month of 2020, 2021 and 2022, including forecast cash balances for the remainder of 2022. As can be seen from the graph, the total cash balance of the General Fund plus the Working Capital Fund at 30 September 2022 was approximately CHF 35.6 million. This is comprised of CHF 29 million in the General Fund and CHF 6.6 million in the Working Capital Fund.

Ref.: 28637/2022-14 65



The increase in the cash balance during 2022, from CHF 28.5 million at 30 September 2021 to CHF 35.6 million at 30 September 2022, is due to the increased level of Members fully paid and the overall level of contributions received.

The CHF 29 million of General Fund cash at 30 September 2022 is sufficient to meet the operational needs of the General Fund for approximately five months while the CHF 6.6 million in the Working Capital Fund would, if necessary, be available to provide slightly more than one additional month of operational liquidity.

B. Regular Budget Expenditures up until and including 30 September 2022

Table 4. below shows the 2022 Regular Budget by object of expenditure and the percentage of the Regular Budget the expenditures represent. The expenditure amounts include both actual expenditures and obligated amounts recognized up until, and including, 30 September 2022 (in thousands of Swiss francs) and includes expenditures related to the approved use of unspent 2020–2021 budgetary appropriations in 2022.

Table 4. Budget and Expenditure by Object of Expenditure at 30 September 2022

Object of Expenditure	2022 Budget	Expenditures through 30 Sep 2022	As a % of budget
(a) Staff costs	49,727.5	33,982.3	68.3%
(b) Short-Term Staff and Consultants	3,194.7	4,836.5	151.4%
(c) Travel	1,597.4	2,205.3	138.1%
(d) Fellowships and Training	1,171.4	320.9	27.4%
(e) Grants and Financial Contributions	2,715.5	1,342.0	49.4%
(f) Contractual and Operating Expenses	7,972.3	5,544.4	69.5%
(g) HQ Building Loan Repayment	1,477.3	1,477.3	100.0%
TOTAL	67 856.1	49 708.7	73.3%

Below is a summary analysis for each of the objects of expenditure:

Staff costs: Staff costs at the end of the third quarter of 2022 represent 68.3% of the budget for this line item. Staff costs have been impacted by a higher than normal level of staff vacancies resulting from the reorganization process implemented during the 2020–2021 biennium, which explains the current delay in full implementation as compared to the budget. Many of the vacancies were under recruitment through 2021. Most of the related vacancies were filled during the first half of 2022, with only a limited level of vacancies remaining in the second half of 2022. The level of implementation of staff costs as compared to the budget has been increasing each quarter, with further increases expected in the fourth quarter of 2022 as a result of the completed recruitments as well as increases in staff salaries resulting from cost-of-living surveys conducted by the International Civil Service Commission (ICSC) that became effective during the second half of 2022.

Short-Term Staff and Consultants: The 151.4% rate of implementation exceeds the amount planned for the third quarter. This increase represents the additional utilization of primarily short-term staff for specific activities and to compensate, in the short-term, staffing needs while staff recruitments are in process. The increase in this category is specific to the first half of 2022 and does not represent a trend expected for the future.

Travel: The budget for travel in 2022 was adopted considering the continuing impact of the COVID-19 pandemic, particularly with respect to the reduction of Secretariat travel and an expected moderate increase of face-to-face meetings as compared to actual expenditures incurred in 2020 and 2021. The current level of implementation amounting to 138.1% of the total expected travel expenditure for 2022 represents a major restart of travel activities that began in the second quarter of 2022 and expanded significantly during the third quarter of 2022, impacting all programmatic areas. In this context, the Secretariat continues to be prepared to mitigate the effect of the COVID-19 pandemic by the implementation of activities via virtual or hybrid meetings and additional use of implementing partners and consultants to ensure the implementation of key activities of the Organization.

Fellowships and Training: The budget level of the fellowship and training expenditure was maintained at a similar level to prior years showing a commitment to expand this object of expenditure during 2022. The current level of implementation, moving from 4% to 27.4% from the second to third quarter of 2022, is explained by the starting of the educational calendar periods during the third quarter of the year.

Grants and Financial Contributions: The level of expenditure in this area amounts to 49.4% which is a normal rate at this point in the year. An increase in this area is expected during the last quarter as projects are implemented and final reporting from implementing partners is received and recognized.

Contractual and Operating Expenses: Expenditures for contractual and operating expenditures are at 69.5% of the 2022 annual budget. This expenditure category traditionally shows a moderately high level of implementation as a result of the commitment for expenditures related to annual-based contracts in the area of IT and building operations. An additional increase in this expenditure category as compared to the original 2022 budget is expected due to the impact of rising energy prices being experienced globally. Additional expenditures in this category during 2022 are forecast related to the implementation of the critical building improvement projects and costs related to the preparatory phase of the new Enterprise Resource Planning (ERP) project, which are to be funded from the carryover of the 2020–2021 funds as approved by the Executive Council. Other additional costs related to virtual/hybrid meetings and outsourcing costs are also contributing to this expected increase.

HQ Building Loan Repayment: The repayment of the building loan for the WMO Headquarters building was reserved as an obligation in March 2022. The payment will be implemented during the third or fourth quarter in line with the prior year's practice.

Other general considerations

1. *Impact of the COVID-19 pandemic*

The reductions experienced in 2021 and the beginning of 2022 as a result of the cumulative impact of the COVID-19 pandemic were partially offset by the increases to travel expenditures resulting from an increase in face-to-face and hybrid meetings that resumed, particularly in the third quarter of 2022. This increase is also combined with the additional contractual expenses which support the facilitation of a larger number of online meetings, including the provision of increased services of interpretation to see a higher level of implementation in the third quarter of 2022 as compared to prior quarters. The category of fellowships and training, which has also been exposed to COVID-19 restrictions around the world, experienced a low level of expenditures in the first half of 2022; however, the level of related expenditures has increased due to the beginning of a new academic year in many countries. The Secretariat has also put in place additional measures such as promotion of group fellowship training in collaboration with the WMO Regional Training Centres, with a view to ensuring an effective implementation of its mandate.

2. *Utilization of 2020–2021 underspend*

The total unspent balance from the 2020–2021 biennium amounted to CHF 13.1 million. This amount is planned to be utilized in 2022 and 2023, through the implementation of a significant level of programmatic activities that were deferred from the 2020–2021 biennium. In addition, a portion of the underspend is expected to be utilized through the implementation of critical infrastructure investments as approved in [Resolution 32 \(EC-73\)](#) - Budget for the biennium 2022–2023. These investments include, inter alia, addressing critical infrastructure needs in the WMO headquarters building to address matters such as the greening of WMO, ensuring a duty of care for the entire WMO community, protecting and preserving the WMO headquarters building and ensuring that the WMO headquarters building is suitable for the next 20 years. Investment in the LAN infrastructure at HQ and the ERP upgrade project are also financed by those carry-over funds. The 2022 budget amounts shown in **Table 4** and **Table 5** do not include those additional funds that will be reported in the expenditure column as such amounts are expended during 2022 and 2023.

Table 5 below shows the 2022 budget and expenditures through 30 September 2022 by long-term goal (LTG) and Budget Part (in thousands of Swiss francs).

Table 5. Budget and Expenditure by Budget Part at 30 September 2022

Appropriation Parts	2022 Budget	Expenditures through 30 Sep 2022	As a % of budget
Part I. LTG 1. Better serve societal needs	16,172.5	12,038.1	74.4%
Part II. LTG 2. Enhance Earth system observations and predictions	12,067.5	9,041.0	74.9%
Part III. LTG 3. Advance targeted research	6,510.3	4,807.7	73.8%
Part IV. LTG 4. Close the capacity gap	13,448.6	9,835.6	73.1%
Part V. LTG 5 Strategic realignment of WMO structure and programmes	712.9	352.1	49.4%
Part VI. Policy-Making Organs, Executive Management and Oversight	9,604.1	7,419.7	77.3%
Part VII. Language Services	9,340.2	6,214.5	66.5%
Total	67,856.1	49,708.7	73.3%

As can be seen from Table 5, the level of implementation across the appropriation parts is well balanced and represents an overall implementation rate of 73.3%.

GENERAL FUND
STATEMENT SHOWING STATUS OF CONTRIBUTIONS AS AT 30 September 2022

(Amounts expressed in Swiss Francs)

Member	Due at 1 January			Contributions paid			Current Arrears				Due to Working Capital Fund
	Oldest Year	Past Years	2022	Past Years	2022	Total	Oldest Year	Past Years	2022	Total	
Afghanistan	2021	13,577.22	13,577.22	-	-	-	2021	13,577.22	13,577.22	27,154.44	-
Albania	2019	40,120.70	13,577.22	40,120.70	13,577.22	53,697.92	-	-	-	-	-
Algeria	2022	-	95,040.54	-	-	-	2022	-	95,040.54	95,040.54	-
Andorra	2022	-	13,577.22	-	1,397.18	1,397.18	2022	-	12,180.04	12,180.04	-
Angola	2022	-	13,577.22	-	13,577.22	13,577.22	-	-	-	-	-
Antigua and Barbuda	2018	52,177.35	13,577.22	-	-	-	2018	52,177.35	13,577.22	65,754.57	-
Argentina	2020	1,208,372.10	604,186.29	604,236.00	-	604,236.00	2021	604,136.10	604,186.29	1,208,322.39	-
Armenia	2022	-	13,577.22	-	13,577.22	13,577.22	-	-	-	-	-
Australia	2022	-	1,479,916.98	-	1,479,916.98	1,479,916.98	-	-	-	-	-
Austria	2022	-	454,836.87	-	454,836.87	454,836.87	-	-	-	-	-
Azerbaijan	2022	-	33,943.05	-	33,943.05	33,943.05	-	-	-	-	-
Bahamas	2022	-	13,577.22	-	13,577.22	13,577.22	-	-	-	-	-
Bahrain	2022	-	33,943.05	-	33,943.05	33,943.05	-	-	-	-	-
Bangladesh	2021	606.54	13,577.22	606.54	13,577.22	14,183.76	-	-	-	-	-
Barbados	2022	-	13,577.22	-	13,577.22	13,577.22	-	-	-	-	-
Belarus	2022	-	33,943.05	-	-	-	2022	-	33,943.05	33,943.05	-
Belgium	2022	-	549,877.41	-	549,877.41	549,877.41	-	-	-	-	-
Belize	2021	13,577.22	13,577.22	-	-	-	2021	13,577.22	13,577.22	27,154.44	-
Benin	2021	13,577.22	13,577.22	-	-	-	2021	13,577.22	13,577.22	27,154.44	-
Bhutan	2022	-	13,577.22	-	13,577.22	13,577.22	-	-	-	-	-
Bolivia	1985	470,393.48	13,577.22	-	-	-	1985	470,393.48	13,577.22	483,970.70	-
Bosnia and Herzegovina	2022	-	13,577.22	-	13,577.22	13,577.22	-	-	-	-	-
Botswana	2022	-	13,577.22	-	13,577.22	13,577.22	-	-	-	-	-
Brazil	2020	2,337,559.33	1,968,696.90	-	-	-	2020	2,337,559.33	1,968,696.90	4,306,256.23	-
British Caribbean Territories	2022	-	13,577.22	-	13,577.22	13,577.22	-	-	-	-	-
Brunei Darussalam	2022	-	20,365.83	-	20,365.83	20,365.83	-	-	-	-	-
Bulgaria	2022	-	33,943.05	-	33,943.05	33,943.05	-	-	-	-	-
Burkina Faso	2022	-	13,577.22	-	13,577.22	13,577.22	-	-	-	-	-
Burundi	2016	70,866.55	13,577.22	-	-	-	2016	70,866.55	13,577.22	84,443.77	-
Cabo Verde	2022	-	13,577.22	-	13,577.22	13,577.22	-	-	-	-	-
Cambodia	2021	12,458.74	13,577.22	12,458.74	1,118.48	13,577.22	2022	-	12,458.74	12,458.74	-
Cameroon	2018	40,873.64	13,577.22	-	-	-	2018	40,873.64	13,577.22	54,450.86	-
Canada	2022	-	1,826,136.09	-	1,826,136.09	1,826,136.09	-	-	-	-	-
Central African Republic	1983	451,995.16	13,577.22	-	-	-	1983	451,995.16	13,577.22	465,572.38	-
Chad	2007	193,875.44	13,577.22	-	-	-	2007	193,875.44	13,577.22	207,452.66	-
Chile	2022	-	271,544.40	-	271,544.40	271,544.40	-	-	-	-	-
China	2022	-	8,024,137.02	-	8,024,137.02	8,024,137.02	-	-	-	-	-
Colombia	2021	190,079.11	190,081.08	190,079.11	1.97	190,081.08	2022	-	190,079.11	190,079.11	-

GENERAL FUND
STATEMENT SHOWING STATUS OF CONTRIBUTIONS AS AT 30 September 2022

(Amounts expressed in Swiss Francs)

Member	Due at 1 January			Contributions paid			Current Arrears				Due to Working Capital Fund
	Oldest Year	Past Years	2022	Past Years	2022	Total	Oldest Year	Past Years	2022	Total	
Comoros	1991	387,150.56	13,577.22	-	-	-	1991	387,150.56	13,577.22	400,727.78	-
Congo	2016	70,445.74	13,577.22	-	-	-	2016	70,445.74	13,577.22	84,022.96	-
Cook Islands	2022	-	13,577.22	-	13,577.22	13,577.22	-	-	-	-	-
Costa Rica	2021	12,400.60	40,731.66	-	-	-	2021	12,400.60	40,731.66	53,132.26	-
Côte d'Ivoire	2022	-	13,577.22	-	13,577.22	13,577.22	-	-	-	-	-
Croatia	2022	-	54,308.88	-	54,308.88	54,308.88	-	-	-	-	-
Cuba	2017	222,763.15	54,308.88	-	-	-	2017	222,763.15	54,308.88	277,072.03	-
Curacao & Sint Maarten	2021	12,937.01	13,577.22	12,937.01	640.21	13,577.22	2022	-	12,937.01	12,937.01	-
Cyprus	2022	-	27,154.44	-	27,154.44	27,154.44	-	-	-	-	-
Czech Republic	2022	-	210,446.91	-	210,446.91	210,446.91	-	-	-	-	-
Democratic People's Republic of Korea	2022	-	13,577.22	-	-	-	2022	-	13,577.22	13,577.22	-
Democratic Republic of The Congo	1988	414,325.94	13,577.22	-	-	-	1988	414,325.94	13,577.22	427,903.16	-
Denmark	2022	-	373,373.55	-	-	-	2022	-	373,373.55	373,373.55	-
Djibouti	2019	27,353.59	13,577.22	-	-	-	2019	27,353.59	13,577.22	40,930.81	-
Dominica	2010	154,890.18	13,577.22	-	-	-	2010	154,890.18	13,577.22	168,467.40	-
Dominican Republic	2020	52,894.28	33,943.05	39,940.00	-	39,940.00	2021	12,954.28	33,943.05	46,897.33	-
Ecuador	2020	57,909.49	54,308.88	-	-	-	2020	57,909.49	54,308.88	112,218.37	-
Egypt	2022	-	122,194.98	-	-	-	2022	-	122,194.98	122,194.98	-
El Salvador	2003	244,873.07	13,577.22	-	-	-	2003	244,873.07	13,577.22	258,450.29	-
Eritrea	2019	39,896.03	13,577.22	39,896.03	13,577.22	53,473.25	-	-	-	-	-
Estonia	2022	-	27,154.44	-	27,154.44	27,154.44	-	-	-	-	-
Eswatini	2022	-	13,577.22	-	13,577.22	13,577.22	-	-	-	-	-
Ethiopia	2021	13,577.22	13,577.22	-	-	-	2021	13,577.22	13,577.22	27,154.44	-
Fiji	2022	-	13,577.22	-	13,577.22	13,577.22	-	-	-	-	-
Finland	2022	-	285,121.62	-	285,121.62	285,121.62	-	-	-	-	-
France	2022	-	2,959,833.96	-	2,959,833.96	2,959,833.96	-	-	-	-	-
French Polynesia	2022	-	13,577.22	-	13,577.22	13,577.22	-	-	-	-	-
Gabon	2005	212,951.31	13,577.22	-	-	-	2005	212,951.31	13,577.22	226,528.53	-
Gambia	2021	268.00	13,577.22	-	-	-	2021	268.00	13,577.22	13,845.22	-
Georgia	2022	-	13,577.22	-	13,577.22	13,577.22	-	-	-	-	-
Germany	2022	-	4,073,166.00	-	4,073,166.00	4,073,166.00	-	-	-	-	-
Ghana	2018	53,086.96	13,577.22	-	-	-	2018	53,086.96	13,577.22	66,664.18	-
Greece	2022	-	244,389.96	-	244,389.96	244,389.96	-	-	-	-	-
Guatemala	2019	73,758.27	27,154.44	73,758.27	27,154.44	100,912.71	-	-	-	-	-
Guinea	2017	54,024.85	13,577.22	11,755.02	-	11,755.02	2018	42,269.83	13,577.22	55,847.05	-
Guinea-Bissau	1997	319,509.64	13,577.22	-	-	-	1997	319,509.64	13,577.22	333,086.86	-
Guyana	2022	-	13,577.22	-	13,577.22	13,577.22	-	-	-	-	-
Haiti	2022	-	13,577.22	-	13,577.22	13,577.22	-	-	-	-	-

GENERAL FUND
STATEMENT SHOWING STATUS OF CONTRIBUTIONS AS AT 30 September 2022

(Amounts expressed in Swiss Francs)

Member	Due at 1 January			Contributions paid			Current Arrears				Due to Working Capital Fund
	Oldest Year	Past Years	2022	Past Years	2022	Total	Oldest Year	Past Years	2022	Total	
Honduras	2020	14,062.68	13,577.22	-	-	-	2020	14,062.68	13,577.22	27,639.90	-
Hong Kong, China	2022	-	13,577.22	-	13,577.22	13,577.22	-	-	-	-	-
Hungary	2022	-	135,772.20	-	135,772.20	135,772.20	-	-	-	-	-
Iceland	2022	-	20,365.83	-	-	-	2022	-	20,365.83	20,365.83	-
India	2022	-	549,877.41	-	549,877.41	549,877.41	-	-	-	-	-
Indonesia	2022	-	366,584.94	-	-	-	2022	-	366,584.94	366,584.94	-
Iran, Islamic Republic of	2018	997,228.21	264,755.79	-	-	-	2018	997,228.21	264,755.79	1,261,984.00	-
Iraq	2022	-	81,463.32	-	81,463.32	81,463.32	-	-	-	-	-
Ireland	2022	-	251,178.57	-	251,178.57	251,178.57	-	-	-	-	-
Israel	2022	-	319,064.67	-	-	-	2022	-	319,064.67	319,064.67	-
Italy	2022	-	2,213,086.86	-	2,213,086.86	2,213,086.86	-	-	-	-	-
Jamaica	2020	18,011.44	13,577.22	18,011.44	13,577.22	31,588.66	-	-	-	-	-
Japan	2022	-	5,729,586.84	-	5,729,586.84	5,729,586.84	-	-	-	-	-
Jordan	2022	-	13,577.22	-	-	-	2022	-	13,577.22	13,577.22	-
Kazakhstan	2022	-	122,194.98	-	122,194.98	122,194.98	-	-	-	-	-
Kenya	2022	-	13,577.22	-	-	-	2022	-	13,577.22	13,577.22	-
Kuwait	2022	-	169,715.25	-	-	-	2022	-	169,715.25	169,715.25	-
Kyrgyz Republic	2005	212,594.79	13,577.22	94,516.94	-	94,516.94	2013	118,077.85	13,577.22	131,655.07	-
Lao People's Democratic Republic	2022	-	13,577.22	-	13,577.22	13,577.22	-	-	-	-	-
Latvia	2022	-	33,943.05	-	33,943.05	33,943.05	-	-	-	-	-
Lebanon	2021	33,943.05	33,943.05	-	-	-	2021	33,943.05	33,943.05	67,886.10	-
Lesotho	2022	-	13,577.22	-	-	-	2022	-	13,577.22	13,577.22	-
Liberia	1980	485,579.44	13,577.22	-	-	-	1980	485,579.44	13,577.22	499,156.66	300.50
Libya	2015	456,753.25	20,365.83	256,289.00	-	256,289.00	2017	200,464.25	20,365.83	220,830.08	-
Lithuania	2022	-	47,520.27	-	47,520.27	47,520.27	-	-	-	-	-
Luxembourg	2022	-	47,520.27	-	47,520.27	47,520.27	-	-	-	-	-
Macao, China	2022	-	13,577.22	-	13,577.22	13,577.22	-	-	-	-	-
Madagascar	2022	-	13,577.22	-	13,577.22	13,577.22	-	-	-	-	-
Malawi	2009	163,567.33	13,577.22	-	-	-	2009	163,567.33	13,577.22	177,144.55	-
Malaysia	2022	-	230,812.74	-	230,812.74	230,812.74	-	-	-	-	-
Maldives	2022	-	13,577.22	-	13,577.22	13,577.22	-	-	-	-	-
Mali	2022	-	13,577.22	-	13,577.22	13,577.22	-	-	-	-	-
Malta	2022	-	13,577.22	-	13,577.22	13,577.22	-	-	-	-	-
Mauritania	2011	133,220.67	13,577.22	13,196.40	-	13,196.40	2012	120,024.27	13,577.22	133,601.49	-
Mauritius	2022	-	13,577.22	-	13,577.22	13,577.22	-	-	-	-	-
Mexico	2022	-	862,153.47	-	862,153.47	862,153.47	-	-	-	-	-
Micronesia, Federated States of	2020	25,477.42	13,577.22	14,099.23	-	14,099.23	2021	11,378.19	13,577.22	24,955.41	-
Monaco	2022	-	13,577.22	-	13,577.22	13,577.22	-	-	-	-	-

GENERAL FUND
STATEMENT SHOWING STATUS OF CONTRIBUTIONS AS AT 30 September 2022
(Amounts expressed in Swiss Francs)

Member	Due at 1 January			Contributions paid			Current Arrears				Due to Working Capital Fund
	Oldest Year	Past Years	2022	Past Years	2022	Total	Oldest Year	Past Years	2022	Total	
Mongolia	2021	13,577.22	13,577.22	-	-	-	2021	13,577.22	13,577.22	27,154.44	-
Montenegro	2022	-	13,577.22	-	13,577.22	13,577.22	-	-	-	-	-
Morocco	2021	33,943.05	33,943.05	33,943.05	-	33,943.05	2022	-	33,943.05	33,943.05	-
Mozambique	2020	14,188.18	13,577.22	13,577.22	-	13,577.22	2021	610.96	13,577.22	14,188.18	-
Myanmar	2021	786.25	13,577.22	786.25	13,483.68	14,269.93	2022	-	93.54	93.54	-
Namibia	2022	-	13,577.22	-	13,577.22	13,577.22	-	-	-	-	-
Nauru	2020	14,939.80	13,577.22	14,939.80	13,577.22	28,517.02	-	-	-	-	-
Nepal	2021	13,577.22	13,577.22	-	-	-	2021	13,577.22	13,577.22	27,154.44	-
Netherlands	2022	-	909,673.74	-	909,673.74	909,673.74	-	-	-	-	-
New Caledonia	2022	-	13,577.22	-	13,577.22	13,577.22	-	-	-	-	-
New Zealand	2022	-	196,869.69	-	196,869.69	196,869.69	-	-	-	-	-
Nicaragua	2022	-	13,577.22	-	11,804.67	11,804.67	2022	-	1,772.55	1,772.55	-
Niger	2016	69,743.04	13,577.22	-	-	-	2016	69,743.04	13,577.22	83,320.26	-
Nigeria	2020	325,853.28	162,926.64	162,926.64	-	162,926.64	2021	162,926.64	162,926.64	325,853.28	-
Niue	2022	-	13,577.22	-	13,577.22	13,577.22	-	-	-	-	-
North Macedonia	2021	8,667.22	13,577.22	8,667.22	-	8,667.22	2022	-	13,577.22	13,577.22	-
Norway	2022	-	502,357.14	-	502,357.14	502,357.14	-	-	-	-	-
Oman	2022	-	74,674.71	-	74,674.71	74,674.71	-	-	-	-	-
Pakistan	2021	29,449.48	74,674.71	-	-	-	2021	29,449.48	74,674.71	104,124.19	-
Panama	2022	-	27,154.44	-	27,154.44	27,154.44	-	-	-	-	-
Papua New Guinea	2019	40,120.70	13,577.22	-	-	-	2019	40,120.70	13,577.22	53,697.92	-
Paraguay	2022	-	13,577.22	-	-	-	2022	-	13,577.22	13,577.22	-
Peru	2019	287,938.99	101,829.15	287,938.99	101,829.15	389,768.14	-	-	-	-	-
Philippines	2022	-	135,772.20	-	135,772.20	135,772.20	-	-	-	-	-
Poland	2022	-	536,300.19	-	536,300.19	536,300.19	-	-	-	-	-
Portugal	2022	-	237,601.35	-	237,601.35	237,601.35	-	-	-	-	-
Qatar	2022	-	190,081.08	-	190,081.08	190,081.08	-	-	-	-	-
Republic of Kiribati	2022	-	13,577.22	-	13,577.22	13,577.22	-	-	-	-	-
Republic of Korea	2021	33,700.96	1,507,071.42	33,700.96	1,436,261.90	1,469,962.86	2022	-	70,809.52	70,809.52	-
Republic of Moldova	2020	27,154.44	13,577.22	27,154.44	13,577.22	40,731.66	-	-	-	-	-
Republic of Yemen	2015	80,543.40	13,577.22	-	-	-	2015	80,543.40	13,577.22	94,120.62	-
Romania	2021	135,772.20	135,772.20	135,772.20	-	135,772.20	2022	-	135,772.20	135,772.20	-
Russian Federation	2022	-	1,608,900.57	-	568,555.57	568,555.57	2022	-	1,040,345.00	1,040,345.00	-
Rwanda	2020	27,154.44	13,577.22	-	-	-	2020	27,154.44	13,577.22	40,731.66	-
Saint Lucia	2020	27,154.44	13,577.22	27,154.44	13,577.22	40,731.66	-	-	-	-	-
Samoa	2022	-	13,577.22	-	13,577.22	13,577.22	-	-	-	-	-
Sao Tome and Principe	1992	372,890.83	13,577.22	-	-	-	1992	372,890.83	13,577.22	386,468.05	-
Saudi Arabia	2022	-	787,478.76	-	-	-	2022	-	787,478.76	787,478.76	-

GENERAL FUND
STATEMENT SHOWING STATUS OF CONTRIBUTIONS AS AT 30 September 2022

(Amounts expressed in Swiss Francs)

Member	Due at 1 January			Contributions paid			Current Arrears				Due to Working Capital Fund
	Oldest Year	Past Years	2022	Past Years	2022	Total	Oldest Year	Past Years	2022	Total	
Senegal	2021	2,190.50	13,577.22	-	-	-	2021	2,190.50	13,577.22	15,767.72	-
Serbia	2022	-	20,365.83	-	-	-	2022	-	20,365.83	20,365.83	-
Seychelles	2022	-	13,577.22	-	-	-	2022	-	13,577.22	13,577.22	-
Sierra Leone	1996	322,672.90	13,577.22	-	-	-	1996	322,672.90	13,577.22	336,250.12	-
Singapore	2022	-	325,853.28	-	325,853.28	325,853.28	-	-	-	-	-
Slovakia	2022	-	101,829.15	-	101,829.15	101,829.15	-	-	-	-	-
Slovenia	2022	-	54,308.88	-	54,308.88	54,308.88	-	-	-	-	-
Solomon Islands	2021	13,577.22	13,577.22	-	-	-	2021	13,577.22	13,577.22	27,154.44	-
Somalia	1984	449,595.44	13,577.22	-	-	-	1984	449,595.44	13,577.22	463,172.66	300.50
South Africa	2022	-	183,292.47	-	183,292.47	183,292.47	-	-	-	-	-
South Sudan	2015	93,448.45	13,577.22	-	-	-	2015	93,448.45	13,577.22	107,025.67	-
Spain	2022	-	1,432,396.71	-	1,432,396.71	1,432,396.71	-	-	-	-	-
Sri Lanka	2022	-	27,154.44	-	-	-	2022	-	27,154.44	27,154.44	-
Sudan	2020	13,652.29	13,577.22	13,652.29	1,084.82	14,737.11	2022	-	12,492.40	12,492.40	-
Suriname	2019	40,120.70	13,577.22	-	-	-	2019	40,120.70	13,577.22	53,697.92	-
Sweden	2022	-	604,186.29	-	604,186.29	604,186.29	-	-	-	-	-
Switzerland	2022	-	767,112.93	-	767,112.93	767,112.93	-	-	-	-	-
Syrian Arab Republic	2012	174,057.70	13,577.22	14,910.00	-	14,910.00	2013	159,147.70	13,577.22	172,724.92	-
Tajikistan	2020	19,273.53	13,577.22	-	-	-	2020	19,273.53	13,577.22	32,850.75	-
Thailand	2022	-	203,658.30	-	203,658.30	203,658.30	-	-	-	-	-
Timor-Leste	2017	66,742.70	13,577.22	56,865.68	-	56,865.68	2021	9,877.02	13,577.22	23,454.24	-
Togo	2021	13,577.22	13,577.22	-	-	-	2021	13,577.22	13,577.22	27,154.44	-
Tonga	2022	-	13,577.22	-	13,577.22	13,577.22	-	-	-	-	-
Trinidad and Tobago	2021	27,154.44	27,154.44	27,154.44	-	27,154.44	2022	-	27,154.44	27,154.44	-
Tunisia	2021	20,365.83	20,365.83	20,365.83	-	20,365.83	2022	-	20,365.83	20,365.83	-
Türkiye	2022	-	909,673.74	-	909,673.74	909,673.74	-	-	-	-	-
Turkmenistan	2021	20,365.83	20,365.83	20,365.83	20,365.83	40,731.66	-	-	-	-	-
Tuvalu	2021	1,472.79	13,577.22	-	-	-	2021	1,472.79	13,577.22	15,050.01	-
Uganda	2022	-	13,577.22	-	13,577.22	13,577.22	-	-	-	-	-
Ukraine	2022	-	40,731.66	-	40,731.66	40,731.66	-	-	-	-	-
United Arab Emirates	2022	-	414,105.21	-	414,105.21	414,105.21	-	-	-	-	-
United Kingdom of Great Britain and Northern Ireland	2022	-	3,048,085.89	-	3,048,085.89	3,048,085.89	-	-	-	-	-
United Republic of Tanzania	2022	-	13,577.22	-	13,577.22	13,577.22	-	-	-	-	-
United States of America	2021	14,705,421.16	14,710,917.87	14,705,421.16	-	14,705,421.16	2022	-	14,710,917.87	14,710,917.87	-
Uruguay	2021	61,097.49	61,097.49	61,097.49	-	61,097.49	2022	-	61,097.49	61,097.49	-
Uzbekistan	2021	186.31	20,365.83	186.31	20,365.83	20,552.14	-	-	-	-	-
Vanuatu	2021	13,362.78	13,577.22	13,362.78	13,577.22	26,940.00	-	-	-	-	-
Venezuela	2014	3,009,887.84	481,991.31	-	-	-	2014	3,009,887.84	481,991.31	3,491,879.15	-

GENERAL FUND

STATEMENT SHOWING STATUS OF CONTRIBUTIONS AS AT 30 September 2022

(Amounts expressed in Swiss Francs)

Member	Due at 1 January			Contributions paid			Current Arrears				Due to Working Capital Fund
	Oldest Year	Past Years	2022	Past Years	2022	Total	Oldest Year	Past Years	2022	Total	
Viet Nam	2022	0.00	54,308.88	-	54,308.88	54,308.88	-	-	-	-	-
Zambia	2017	58,847.77	13,577.22	26,713.60	-	26,713.60	2019	32,134.17	13,577.22	45,711.39	-
Zimbabwe	2021	1,551.62	13,577.22	-	-	-	2021	1,551.62	13,577.22	15,128.84	-
TOTAL		30,761,341.62	67,886,100.00	17,128,557.05	44,666,819.28	61,795,376.33		13,632,784.57	23,219,280.72	36,852,065.29	601.00