



WMO OMM

World Meteorological Organization
Organisation météorologique mondiale
Organización Meteorológica Mundial
Всемирная метеорологическая организация
المنظمة العالمية للأرصاد الجوية
世界气象组织

Secrétariat

7 bis, avenue de la Paix – Case postale 2300
CH 1211 Genève 2 – Suisse
Tél.: +41 (0) 22 730 81 11
Fax: +41 (0) 22 730 81 81
wmo@wmo.int – public.wmo.int

Ref.: 10900/2021-15 GS

Our ref.: 10900/2021/GS/FIN

19 May 2021

Annex: 1

Subject: Report of the World Meteorological Organization (WMO) First Quarter 2021
Financial Situation

Dear Sir/Madam,

In [Resolution 14 \(EC 72\)](#) - Financial Statements of the World Meteorological Organization for the year 2019, the Executive Council requested the Secretary-General to “develop relevant quarterly financial reporting to Members, including information on expenditures”. The attached document, the First Quarter 2021 Report on the Financial Situation of WMO responds to this request. The report contains an analysis of the status of Members’ contributions as at 31 March 2021 and analysis of the expenditures against the Regular Budget during the first quarter of 2021.

We welcome your comments on this initiative and all questions can be directed to Mr Brian Cover, (bcover@wmo.int), Chief, Finance Division.

Further reporting will be done on a quarterly basis to update Members on the financial situation of WMO throughout the year.

Yours faithfully,

Prof. Petteri Taalas
Secretary-General

To: Permanent Representatives of Members with WMO



Our ref.: 10861/2021/GS/FIN

19 May 2021

First Quarter 2021 Report on the Financial Situation of WMO

This document presents updated information on the financial situation of WMO as of 31 March 2021, with particular emphasis on the status of contributions to the Regular Budget as well as the status of expenditures against the Regular Budget through the first quarter of 2021.

During 2020, the payment pattern of assessed contributions was unusual, with a high level of arrears at the beginning of the year and an overall low level of payments in the second and third quarters of 2020. However, in the fourth quarter of 2020, there were significant payments of assessed contributions; therefore, 2021 began with a level of outstanding assessed contributions lower than in 2020. During the first quarter of 2021, the improved payment pattern of assessed contributions continued with 39% of the 2021 assessment and 25% of the total arrears being paid by the end of March 2021. As a result, the cash position of the General Fund is in a strong position at the end of the first quarter of 2021, approximately CHF 19 million higher than at the end of the first quarter of 2020 and approximately CHF 9 million higher than at the end of 2020. It is expected that the continued focus on payment of assessed contributions by Members will continue throughout 2021 to ensure the solvent and efficient operations of WMO and Members are urged by the Executive Council to continue to make every effort to ensure payments of their contributions in full and on-time.

At end of 31 March 2021 the level of actuals expenditures and obligation represents the 18.9% of the total 2021 budget. This is explained by the continual impact of the COVID-19 pandemic in the travel component of WMO expenditures, the higher than normal level of staff vacancies that are undergoing recruitment, as well as the transitional period the Organization requires to adapt to the current situation and plan for the new normal. In addition, the WMO area of activities are not quarterly aligned and while traditionally the first months of the year are more focused on planning, a higher level of implementation of meetings, fellowship and training activities is expected in the remainder of 2021.

A. General Fund Financial Situation

Under Financial Regulation 8.4, Member States were obliged to pay 2021 assessed contributions to the Regular Budget and the advances to the Working Capital Fund on 1 January 2021. Members that have not done so are urged to ensure payment of their 2021 assessed contributions to the Regular Budget, as well as any assessed contributions in arrears and outstanding advances to the Working Capital Fund as soon as possible. The timely payment of assessed contributions is critical to the sound financial basis necessary for the optimum implementation of planned activities to deliver the approved Strategic Plan and the governance reform.

Status of Assessed Contributions

In accordance with Resolution 13 (EC-71) and Financial Regulation 8.2, the total assessed contributions for 2021 were equal to one half of the budget of CHF 135.8 million that was approved by the Executive Council for the 2020-2021 biennium. WMO Members were, therefore, assessed CHF 67.9 million in aggregate for 2021. As at 31 March 2021, WMO Members had made payments against the 2021 assessment totaling CHF 17.2 million, which represents a rate of collection for 2021 of 39%, a 9% increase in comparison with the collection rate of 30% as at 31 March 2020.

In addition to the 2021 assessed contribution, WMO began 2021 with outstanding assessed contributions from 2020 and prior years amounting to CHF 25.2 million, which was 3.2 million lower than at the beginning of 2020. Members made payments of CHF 3.5 million in the first quarter of 2021 against 2020 and prior year assessments, bringing the balance of the arrears at 31 March 2021 to CHF 21.6 million, which is slightly higher than the amount of arrears of CHF 20.5 million outstanding at 31 March 2020.

The total outstanding balance of assessed contributions at 31 March 2021 was CHF 62.9 million, a decrease in the outstanding assessed contributions of CHF 5.0 million as compared to 31 March 2020. Despite this improvement, the amount of outstanding assessed contributions at 31 March 2021 represents 93% of the total 2021 Regular Budget assessment. The delays in the payment of assessed contributions by Members puts significant pressure on the General Fund cash resources to meet its financial obligations.

Table 1. Comparison of Collection of Assessed Contributions as at 31 March 2021

	<i>(in thousands of Swiss francs)</i>							
	2021	%	2020	%	2019	%	2018	
Contributions outstanding at 1 January								
Arrears	25,174		28,375		19,643		24,638	
Assessment for current year	67,886		67,886		64,852		64,833	
Advance contributions received	(9,487)		(9,200)		(9,769)		(10,712)	
Total outstanding at 1 January	<u>83,573</u>		<u>87,061</u>		<u>74,726</u>		<u>78,759</u>	
Contributions received at 31 March								
Applied to arrears	3,528	14	7,886	28	254	1	13,818	56
Applied to current year assessments	17,159	39	11,271	30	14,766	38	13,898	38
Total received 31 March	<u>20,686</u>	25	<u>19,157</u>	22	<u>15,020</u>	20	<u>27,716</u>	35
Contributions outstanding at 31 March								
Arrears	21,646	86	20,489	72	19,388	99	10,821	44
For current year	41,240	61	47,415	70	40,318	62	40,223	62
Total outstanding at 31 March	<u>62,887</u>	75	<u>67,904</u>	78	<u>59,706</u>	80	<u>51,043</u>	65

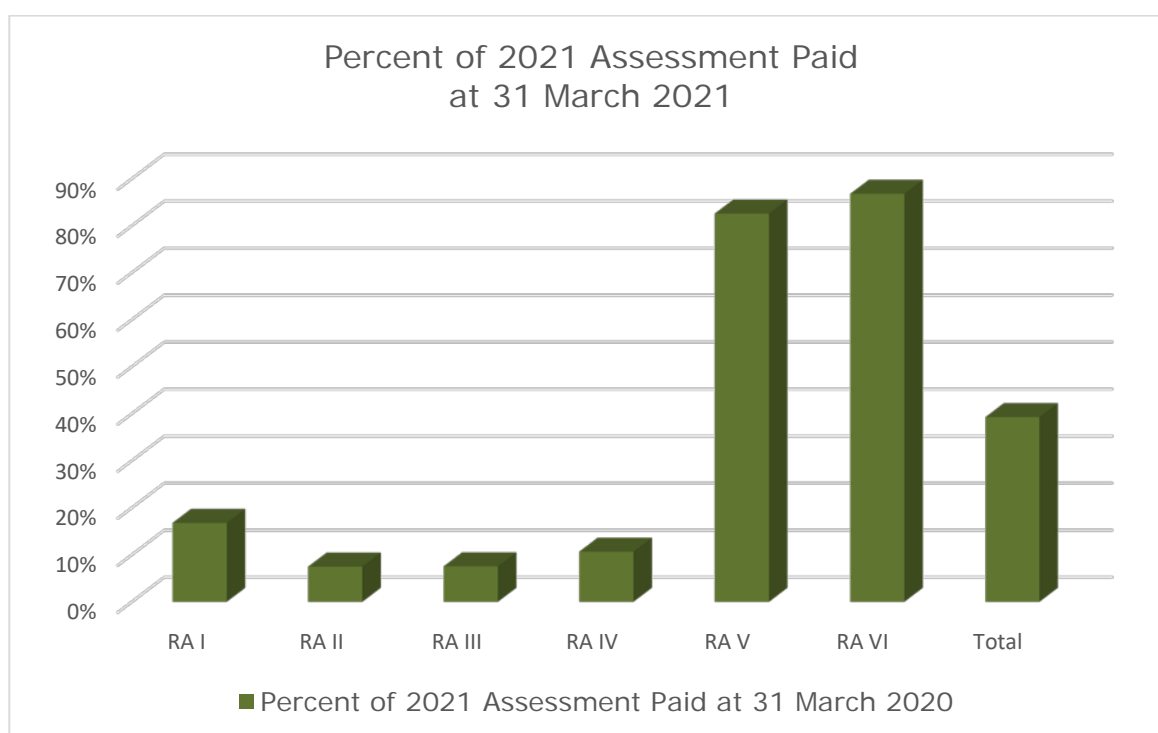
Table 2. Comparison of Members' payment status as at 31 March 2021

	<u>2021</u>	<u>2020</u>	<u>2019</u>	<u>2018</u>
Member statistics as at 31 March				
Members fully paid	62	65	71	72
Members owing for current year only	51	62	53	45
Members owing for current and prior years	80	66	68	74

Ref.: 10900/2021-1.5 GS

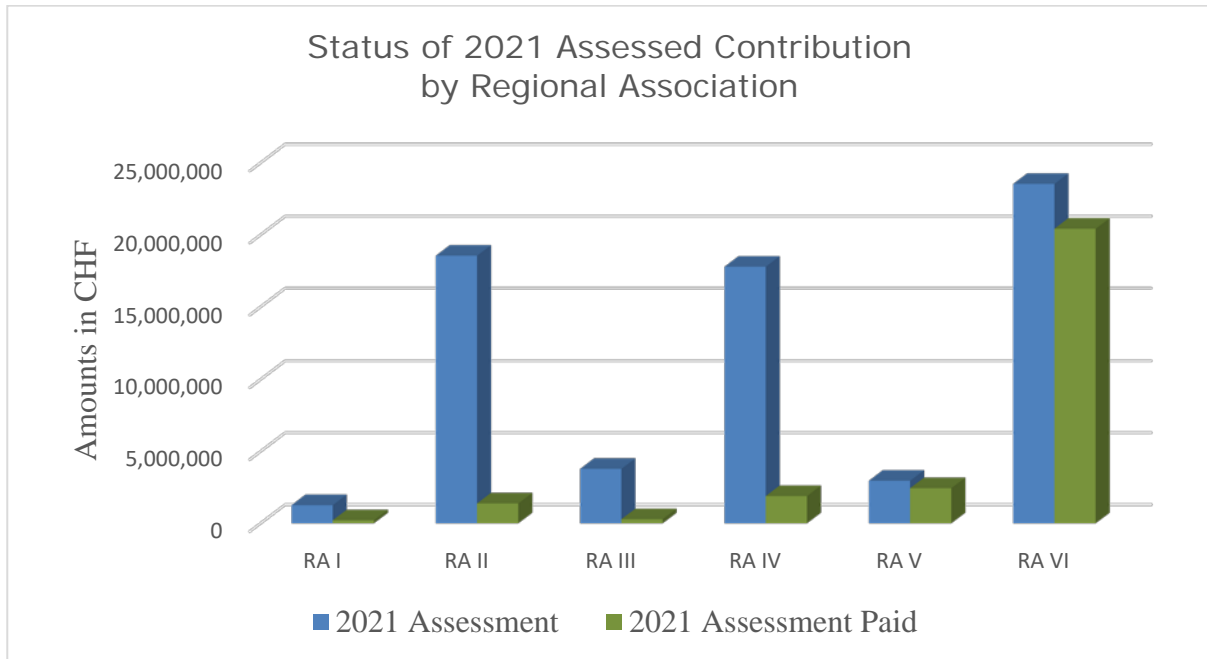
Regional Analysis of Outstanding Assessments

The following graph shows the percentage of the total assessment for each WMO Region that had been paid by the Members of each WMO Region as at 31 March 2021.

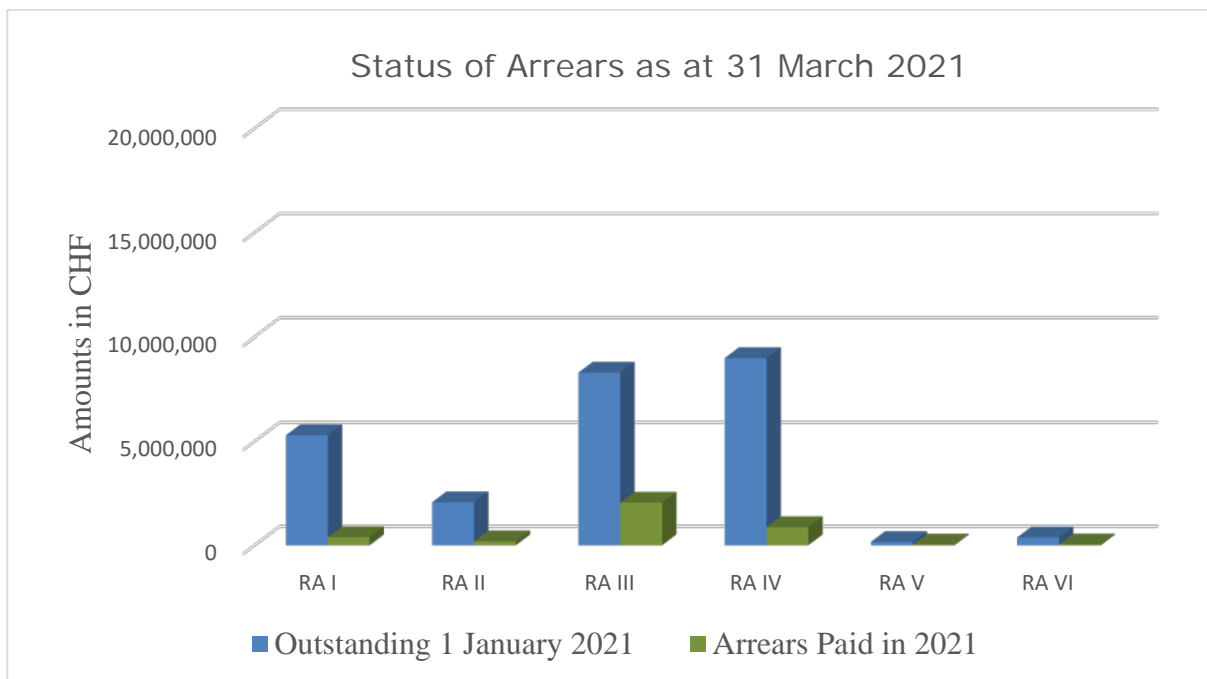


The following graph shows the distribution of the 2021 assessment and the amounts of such assessment paid by 31 March 2021, based upon the grouping of WMO Members by region.

Ref.: 10900/2021-1.5 GS



The following graph shows the distribution of the amounts of arrears at 1 January 2021 and the amounts of payments against such arrears by 31 March 2021, based upon the grouping of WMO Members by region.



Status of Voting Rights

Any Member in arrears for more than two consecutive years is subject to the provisions of Resolution 37 (Cg-XI) and are deprived of its voting and other rights. Historically approximately 15% of WMO Members have voting rights suspended pursuant to this Resolution. As at 31 March 2021, the number of Members without voting rights at WMO was as follows:

Table 3. Members having lost voting rights as at 31 March 2021

	<u>2021</u>	<u>2020</u>	<u>2019</u>	<u>2018</u>
Members having lost voting rights	37	31	32	32

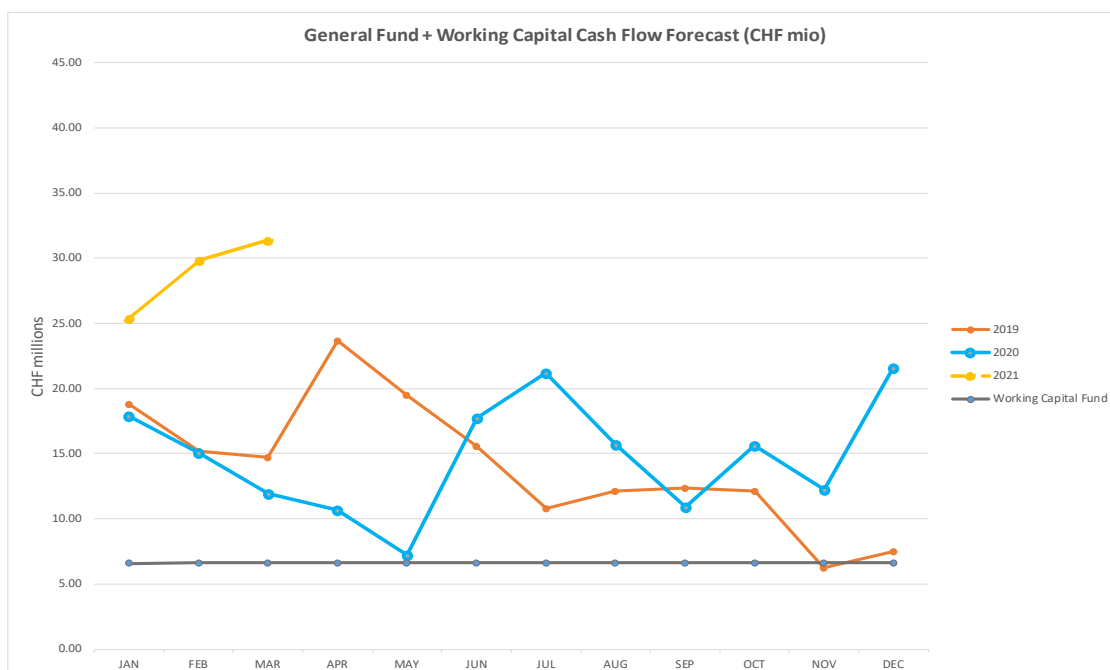
In accordance with Financial Regulation 8.8, special arrangements as established by Congress concerning the repayment of long-outstanding contributions may be concluded with any Member in arrears for more than four years on the date of entry into force of such arrangements. Currently three Members have concluded and complied with such a repayment agreement permitting waiver of Resolution 37 (Cg-XI) and permitting voting rights.

Detailed Tables

The annexed report "Statement Showing Status of Contributions as at 31 March 2021" provides details by Member regarding amounts due at the beginning of 2021, 2021 assessments, payments received during 2021, outstanding amounts for 2021 and prior years, and outstanding advances to the Working Capital Fund.

Liquidity Position of the General Fund

The table below shows the actual cash position for each month of the first quarter of 2021, and for each month of 2020 and 2019. As can be seen from the graph, the total cash balance of the General Fund plus the Working Capital Fund at 31 March 2021 was CHF 31.4 million. This is comprised of CHF 24.8 million in the General Fund and CHF 6.6 million in the Working Capital Fund.



The increase in the cash balance during the first quarter of 2021, from CHF 22.1 million at 31 December 2020 to CHF 31.4 million at 31 March 2021, is due to the receipt of a significant amount of assessed contributions during the quarter compensated by a moderate level of expenditures during the first quarter

The CHF 24.8 million of General Fund cash at 31 March 2021 is sufficient to meet the operational needs of the General Fund for approximately 4.5 months while the Working Capital Fund would, if necessary, be available to provide slightly more than one additional month of operational liquidity.

Through the end of April 2021, Members had paid an additional CHF 8.3 million of 2021 and prior year outstanding assessed contributions. Based upon the assessed contributions already received in the second quarter of 2021, expected additional receipts for the remainder of the quarter, and expected disbursements for the quarter, the forecast cash balance of the General Fund, excluding the Working Capital Fund, at the end of the second quarter of 2021 is approximately CHF 32 million. This forecast is highly dependent upon Members making payment of their assessed contributions.

B. Regular Budget Expenditures through 31 March 2021

Table 4 below shows the 2021 Regular Budget by object of expenditure, the expenditures incurred through 31 March 2021, and the percentage of the Regular Budget the expenditures represent. The expenditure amounts include both actual expenditures and obligated amounts (in thousands of Swiss Franc), except for staff costs which represent only the actual amounts recognized through 31 March 2021.

Table 4. Budget and Expenditure by Object of Expenditure at 31 March 2021

Object of Expenditure	2021 Budget	Expenditures through 31 March 2021	As a % of budget
(a) Staff Costs	48,395.2	9,279.7	19.2%
(b) Short-Term Staff and Consultants	3,110.9	801.9	25.8%
(c) Travel	5,595.0	10.6	0.2%
(d) Fellowships and Training	1,177.2	14.9	1.3%
(e) Grants and Financial Contributions	2,058.4	277.5	13.5%
(f) Contractual and Operating Expenses	6,365.2	2,492.1	39.2%
(g) HQ Building Loan Repayment	1,477.3	-	0.0%
TOTAL	68 179.2	12 876.6	18.9%

Below a summary analysis for each of the object of expenditure:

Staff costs: Staff costs through the end of the first quarter of 2021 represent 19.2% of the budget for this line item. Staff costs have been impacted by a higher than normal level of staff vacancies, many of which are currently under recruitment. It is expected that, with the filling of these vacancies, the staff costs for 2021 will approximate the level of the budget.

Short-Term Staff and Consultants: The 25.8% rate of implementation is in line with the expectation. Short-term staff and consultants are being engaged for specific activities and to address short-term staffing needs while staff recruitments are being performed.

Travel: The impact of the COVID-19 pandemic and the continuing impact with respect to the reduction of travel and face-to-face meetings explains the significant under-expenditure of this object of expenditure. This situation is already foreseen by the Secretariat and mitigation measures such as the implementation of activities via virtual or hybrid meetings and additional use of implementing partners and consultants, are already in place to ensure the implementation of key activities of the Organization.

Fellowships and Training: An increase in expenditure in both fellowship and training activities is expected in the next quarters as training activities are initiated and in line with the educational calendar periods.

Grants and Financial Contributions: Many activities implemented through implementing partners are planned and coordinated during the beginning of the year, with significant implementation occurring in the following quarters. As such, the implementation rate of 13.5% is expected to increase during the remainder of 2021.

Contractual and Operating Expenses: Expenditures for contractual and operating expenditures are at 39.2% of the full year budget. This high level of implementation through the first quarter is due to two factors: (i) the reservation of funds at the beginning of the year related to the annual contracts for items such as ICT and building management related services and (ii) increased expenditures related to the cost of virtual and hybrid meetings. These costs are expected to stabilize throughout the year.

HQ Building Loan Repayment: The repayment of the building loan for the WMO Headquarters building is usually made in the fourth quarter of each year. The funds are reserved for this payment in the second or third quarter of the year.

Other general considerations

1. Impact of the COVID-19 pandemic

The COVID-19 pandemic has continued to significantly reduce the volume of in-person, face-to-face meetings and other activities that require travel expenditures. As a result, the significant reduction in the categories of expenditure related to travel, including for meetings that could not be held virtually has continued from 2020 into 2021. These reductions have continued to be partially offset by additional contractual expenses which support the facilitation of online meetings, including through increased interpretation. In addition, the category of fellowships and training experienced a reduced level of expenditures due to continued low levels of activity at educational institutions and reduced opportunities for face-to-face training. The fellowship and training items of expenditure are expected to increase spending during the remainder of the year.

2. Utilization of 2020 underspend

The unspent balance of CHF 7.6 million 2020 is planned to be fully consumed in 2021 primarily through critical infrastructure investments. These investments, which have begun at the end of the first quarter of 2021, include addressing critical infrastructure needs in the WMO

headquarters building to address matters such as the greening of WMO, ensuring duty of care for the entire WMO community, protecting and preserving the WMO headquarters building and ensuring that the WMO headquarters building is suitable for the next 20 years. Additional investments that have begun in 2021 include improvements to the IT infrastructure in regional offices to facilitate additional coordination of regional activities and initial investment in the core administrative systems to continue improving the efficiency and effectiveness of the administrative processes within WMO.

Table 5 below shows the 2021 budget and expenditures through 31 March 2021 by long-term goal (LTG) and Budget Part (in thousands of Swiss francs).

Table 5. Budget and Expenditure by Budget Part at 31 March 2021

Appropriation Parts	2021 Budget	Expenditures through 31 March 2021	As a % of budget
Part I. LTG 1. Better serve societal needs	16,192.7	2,938.4	18.1%
Part II. LTG 2. Enhance Earth system observations and predictions	11,916.0	2,186.3	18.3%
Part III. LTG 3. Advance targeted research	6,449.8	1,019.0	15.8%
Part IV. LTG 4. Close the capacity gap	13,528.3	2,610.3	19.3%
Part V. LTG 5 Strategic realignment of WMO structure and programmes	775.8	117.2	15.1%
Part VI. Policy-Making Organs, Executive Management and Oversight	9,238.2	1,935.7	21.0%
Part VII. Language Services	10,078.4	2,069.7	20.5%
Total	68,179.2	12,876.6	18.9%

As can be seen from Table 5, a similar level of implementation is maintained across all the budget parts at the average rate of 18.9% that represents an 4.7% delay over a standardized 25% of implementation for the first quarter of the year. This quarterly measure should be read carefully due to the activity-based nature of WMO activities and the impact of annualized obligation due from contractual services as shown in Table 4 by object of expenditures. In addition, the impact of a lower level of staff costs at the beginning of the year due to higher than normal vacancy levels represents a key overall variance factor that will be mitigated through the completion of recruitment process in the next quarters.

GENERAL FUND

STATEMENT SHOWING STATUS OF CONTRIBUTIONS AS AT 31 March 2021

(Amounts expressed in Swiss Francs)

Member	Due at 1 January			Contributions paid			Current Arrears				Due to Working Capital Fund
	Oldest Year	Past Years	2021	Past Years	2021	Total	Oldest Year	Past Years	2021	Total	
Afghanistan	-	-	13,577.22	-	-	-	2021	-	13,577.22	13,577.22	-
Albania	2019	26,543.48	13,577.22	-	-	-	2019	26,543.48	13,577.22	40,120.70	-
Algeria	-	-	95,040.54	-	17,379.08	17,379.08	-	-	77,661.46	77,661.46	-
Andorra	-	-	13,577.22	-	-	-	2021	-	13,577.22	13,577.22	-
Angola	2019	26,543.47	13,577.22	-	-	-	2019	26,543.47	13,577.22	40,120.69	-
Antigua and Barbuda	2018	38,600.13	13,577.22	-	-	-	2018	38,600.13	13,577.22	52,177.35	-
Argentina	2019	1,036,156.81	604,186.29	431,971.00	-	431,971.00	2020	604,185.81	604,186.29	1,208,372.10	-
Armenia	-	-	13,577.22	-	13,577.22	13,577.22	-	-	-	-	-
Australia	-	-	1,479,916.98	-	1,479,916.98	1,479,916.98	-	-	-	-	-
Austria	-	-	454,836.87	-	454,836.87	454,836.87	-	-	-	-	-
Azerbaijan	-	-	33,943.05	-	33,943.05	33,943.05	-	-	-	-	-
Bahamas	-	-	13,577.22	-	13,577.22	13,577.22	-	-	-	-	-
Bahrain	-	-	33,943.05	-	-	-	2021	-	33,943.05	33,943.05	-
Bangladesh	-	-	13,577.22	-	-	-	2021	-	13,577.22	13,577.22	-
Barbados	-	-	13,577.22	-	13,577.22	13,577.22	-	-	-	-	-
Belarus	-	-	33,943.05	-	-	-	2021	-	33,943.05	33,943.05	-
Belgium	-	-	549,877.41	-	-	-	2021	-	549,877.41	549,877.41	-
Belize	-	-	13,577.22	-	-	-	2021	-	13,577.22	13,577.22	-
Benin	-	-	13,577.22	-	-	-	2021	-	13,577.22	13,577.22	-
Bhutan	-	-	13,577.22	-	-	-	2021	-	13,577.22	13,577.22	-
Bolivia	1985	470,373.48	13,577.22	-	-	-	1985	470,373.48	13,577.22	483,950.70	-
Bosnia and Herzegovina	-	-	13,577.22	-	-	-	2021	-	13,577.22	13,577.22	-
Botswana	-	-	13,577.22	-	13,577.22	13,577.22	-	-	-	-	-
Brazil	2019	3,047,863.19	1,968,696.90	1,308,682.54	-	1,308,682.54	2020	1,739,180.65	1,968,696.90	3,707,877.55	-
British Caribbean Territories	-	-	13,577.22	-	-	-	2021	-	13,577.22	13,577.22	-
Brunei Darussalam	-	-	20,365.83	-	20,365.83	20,365.83	-	-	-	-	-
Bulgaria	-	-	33,943.05	-	33,943.05	33,943.05	-	-	-	-	-
Burkina Faso	2020	9,880.44	13,577.22	-	-	-	2020	9,880.44	13,577.22	23,457.66	-
Burundi	2016	57,289.33	13,577.22	-	-	-	2016	57,289.33	13,577.22	70,866.55	-
Cambodia	2020	12,458.74	13,577.22	-	-	-	2020	12,458.74	13,577.22	26,035.96	-
Cameroon	2018	27,296.42	13,577.22	-	-	-	2018	27,296.42	13,577.22	40,873.64	-
Canada	-	-	1,826,136.09	-	1,826,136.09	1,826,136.09	-	-	-	-	-
Cabo Verde	-	-	13,577.22	-	13,577.22	13,577.22	-	-	-	-	-
Central African Republic	1983	438,417.94	13,577.22	-	-	-	1983	438,417.94	13,577.22	451,995.16	-
Chad	2007	180,298.22	13,577.22	-	-	-	2007	180,298.22	13,577.22	193,875.44	-
Chile	2019	301,926.47	271,544.40	301,926.47	271,544.40	573,470.87	-	-	-	-	-
China	2020	421,084.12	8,024,137.02	-	-	-	2020	421,084.12	8,024,137.02	8,445,221.14	-
Colombia	2018	605,000.35	190,081.08	-	-	-	2018	605,000.35	190,081.08	795,081.43	-

GENERAL FUND

STATEMENT SHOWING STATUS OF CONTRIBUTIONS AS AT 31 March 2021

(Amounts expressed in Swiss Francs)

Member	Due at 1 January			Contributions paid			Current Arrears				Due to Working Capital Fund
	Oldest Year	Past Years	2021	Past Years	2021	Total	Oldest Year	Past Years	2021	Total	
Comoros	1991	373,573.34	13,577.22	-	-	-	1991	373,573.34	13,577.22	387,150.56	-
Congo	2016	56,868.52	13,577.22	-	-	-	2016	56,868.52	13,577.22	70,445.74	-
Cook Islands	-	-	13,577.22	-	13,577.22	13,577.22	-	-	-	-	-
Costa Rica	2020	3,118.59	40,731.66	-	-	-	2020	3,118.59	40,731.66	43,850.25	-
Côte d'Ivoire	2020	164.51	13,577.22	-	-	-	2020	164.51	13,577.22	13,741.73	-
Croatia	-	-	54,308.88	-	54,308.88	54,308.88	-	-	-	-	-
Cuba	2017	168,454.27	54,308.88	-	-	-	2017	168,454.27	54,308.88	222,763.15	-
Curacao & Sint Maarten	2020	12,937.01	13,577.22	-	-	-	2020	12,937.01	13,577.22	26,514.23	-
Cyprus	-	-	27,154.44	-	27,154.44	27,154.44	-	-	-	-	-
Czech Republic	-	-	210,446.91	-	210,446.91	210,446.91	-	-	-	-	-
Democratic People's Republic of Korea	2018	36,466.49	13,577.22	-	-	-	2018	36,466.49	13,577.22	50,043.71	-
Democratic Republic of The Congo	1988	400,748.72	13,577.22	-	-	-	1988	400,748.72	13,577.22	414,325.94	-
Denmark	-	-	373,373.55	-	-	-	2021	-	373,373.55	373,373.55	-
Djibouti	2019	13,776.37	13,577.22	-	-	-	2019	13,776.37	13,577.22	27,353.59	-
Dominica	2010	141,312.96	13,577.22	-	-	-	2010	141,312.96	13,577.22	154,890.18	-
Dominican Republic	2019	48,302.99	33,943.05	-	-	-	2019	48,302.99	33,943.05	82,246.04	-
Ecuador	2020	3,600.61	54,308.88	-	-	-	2020	3,600.61	54,308.88	57,909.49	-
Egypt	-	-	122,194.98	-	122,194.98	122,194.98	-	-	-	-	-
El Salvador	2003	231,295.85	13,577.22	-	-	-	2003	231,295.85	13,577.22	244,873.07	-
Eritrea	2019	26,318.81	13,577.22	-	-	-	2019	26,318.81	13,577.22	39,896.03	-
Estonia	-	-	27,154.44	-	-	-	2021	-	27,154.44	27,154.44	-
Eswatini	-	-	13,577.22	-	13,577.22	13,577.22	-	-	-	-	-
Ethiopia	-	-	13,577.22	-	-	-	2021	-	13,577.22	13,577.22	-
Fiji	-	-	13,577.22	-	-	-	2021	-	13,577.22	13,577.22	-
Finland	-	-	285,121.62	-	285,121.62	285,121.62	-	-	-	-	-
France	-	-	2,959,833.96	-	2,959,833.96	2,959,833.96	-	-	-	-	-
French Polynesia	-	-	13,577.22	-	13,577.22	13,577.22	-	-	-	-	-
Gabon	2005	199,374.09	13,577.22	-	-	-	2005	199,374.09	13,577.22	212,951.31	-
Gambia	2020	13,577.22	13,577.22	13,577.22	-	13,577.22	2021	-	13,577.22	13,577.22	-
Georgia	-	-	13,577.22	-	-	-	2021	-	13,577.22	13,577.22	-
Germany	-	-	4,073,166.00	-	4,073,166.00	4,073,166.00	-	-	-	-	-
Ghana	2018	39,509.74	13,577.22	-	-	-	2018	39,509.74	13,577.22	53,086.96	-
Greece	-	-	244,389.96	-	244,389.96	244,389.96	-	-	-	-	-
Guatemala	2018	66,053.21	27,154.44	-	-	-	2018	66,053.21	27,154.44	93,207.65	-
Guinea	2017	40,447.63	13,577.22	-	-	-	2017	40,447.63	13,577.22	54,024.85	-
Guinea-Bissau	1997	305,932.42	13,577.22	-	-	-	1997	305,932.42	13,577.22	319,509.64	-
Guyana	-	-	13,577.22	-	0.72	0.72	2021	-	13,576.50	13,576.50	-
Haiti	-	-	13,577.22	-	13,577.22	13,577.22	-	-	-	-	-

GENERAL FUND

STATEMENT SHOWING STATUS OF CONTRIBUTIONS AS AT 31 March 2021

(Amounts expressed in Swiss Francs)

Member	Due at 1 January			Contributions paid			Current Arrears				Due to Working Capital Fund
	Oldest Year	Past Years	2021	Past Years	2021	Total	Oldest Year	Past Years	2021	Total	
Honduras	2019	14,183.80	13,577.22	-	-	-	2019	14,183.80	13,577.22	27,761.02	-
Hong Kong, China	-	-	13,577.22	-	13,577.22	13,577.22	-	-	-	-	-
Hungary	-	-	135,772.20	-	53,980.20	53,980.20	2021	-	81,792.00	81,792.00	-
Iceland	-	-	20,365.83	-	20,365.83	20,365.83	-	-	-	-	-
India	-	-	549,877.41	-	549,877.41	549,877.41	-	-	-	-	-
Indonesia	-	-	366,584.94	-	-	-	2021	-	366,584.94	366,584.94	-
Iran, Islamic Republic of	2018	832,736.50	264,755.79	-	-	-	2018	832,736.50	264,755.79	1,097,492.29	-
Iraq	2019	83,991.87	81,463.32	-	-	-	2019	83,991.87	81,463.32	165,455.19	-
Ireland	-	-	251,178.57	-	251,178.57	251,178.57	-	-	-	-	-
Israel	-	-	319,064.67	-	-	-	2021	-	319,064.67	319,064.67	-
Italy	-	-	2,213,086.86	-	2,213,086.86	2,213,086.86	-	-	-	-	-
Jamaica	2020	4,434.22	13,577.22	-	-	-	2020	4,434.22	13,577.22	18,011.44	-
Japan	-	-	5,729,586.84	-	-	-	2021	-	5,729,586.84	5,729,586.84	-
Jordan	-	-	13,577.22	-	-	-	2021	-	13,577.22	13,577.22	-
Kazakhstan	-	-	122,194.98	-	122,194.98	122,194.98	-	-	-	-	-
Kenya	-	-	13,577.22	-	-	-	2021	-	13,577.22	13,577.22	-
Kuwait	2020	169,715.25	169,715.25	169,715.25	169,715.25	339,430.50	-	-	-	-	-
Kyrgyz Republic	2004	218,358.48	13,577.22	-	-	-	2004	218,358.48	13,577.22	231,935.70	-
Lao People's Democratic Republic	2020	13,577.22	13,577.22	13,577.22	13,577.22	27,154.44	-	-	-	-	-
Latvia	-	-	33,943.05	-	33,943.05	33,943.05	-	-	-	-	-
Lebanon	2020	33,943.05	33,943.05	33,943.05	-	33,943.05	2021	-	33,943.05	33,943.05	-
Lesotho	-	-	13,577.22	-	78.52	78.52	2021	-	13,498.70	13,498.70	-
Liberia	1980	472,002.22	13,577.22	-	-	-	1980	472,002.22	13,577.22	485,579.44	300.50
Libya	2015	436,387.42	20,365.83	-	-	-	2015	436,387.42	20,365.83	456,753.25	-
Lithuania	-	-	47,520.27	-	47,520.27	47,520.27	-	-	-	-	-
Luxembourg	-	-	47,520.27	-	47,520.27	47,520.27	-	-	-	-	-
Macao, China	-	-	13,577.22	-	13,577.22	13,577.22	-	-	-	-	-
Madagascar	-	-	13,577.22	-	15.61	15.61	2021	-	13,561.61	13,561.61	-
Malawi	2009	149,990.11	13,577.22	-	-	-	2009	149,990.11	13,577.22	163,567.33	-
Malaysia	-	-	230,812.74	-	230,812.74	230,812.74	-	-	-	-	-
Maldives	-	-	13,577.22	-	-	-	2021	-	13,577.22	13,577.22	-
Mali	2020	2,694.36	13,577.22	2,694.36	11,273.29	13,967.65	2021	-	2,303.93	2,303.93	-
Malta	2012	119,021.22	13,577.22	-	-	-	2012	119,021.22	13,577.22	132,598.44	-
Mauritania	2009	146,762.60	13,577.22	12,639.38	-	12,639.38	2010	134,123.22	13,577.22	147,700.44	-
Mauritius	-	-	13,577.22	-	13,577.22	13,577.22	-	-	-	-	-
Mexico	2020	862,153.47	862,153.47	862,153.47	-	862,153.47	2021	-	862,153.47	862,153.47	-
Micronesia, Federated States of	2020	11,900.20	13,577.22	-	-	-	2020	11,900.20	13,577.22	25,477.42	-
Monaco	-	-	13,577.22	-	13,577.22	13,577.22	-	-	-	-	-

GENERAL FUND

STATEMENT SHOWING STATUS OF CONTRIBUTIONS AS AT 31 March 2021

(Amounts expressed in Swiss Francs)

Member	Due at 1 January			Contributions paid			Current Arrears				Due to Working Capital Fund
	Oldest Year	Past Years	2021	Past Years	2021	Total	Oldest Year	Past Years	2021	Total	
Mongolia	-	-	13,577.22	-	-	-	2021	-	13,577.22	13,577.22	-
Montenegro	-	-	13,577.22	-	13,577.22	13,577.22	-	-	-	-	-
Morocco	-	-	33,943.05	-	-	-	2021	-	33,943.05	33,943.05	-
Mozambique	2020	13,577.22	13,577.22	-	-	-	2020	13,577.22	13,577.22	27,154.44	-
Myanmar	-	0.00	13,577.22	-	12,790.97	12,790.97	2021	0.00	786.25	786.25	-
Namibia	-	-	13,577.22	-	-	-	2021	-	13,577.22	13,577.22	-
Nepal	-	-	13,577.22	-	-	-	2021	-	13,577.22	13,577.22	-
Nauru	2020	1,362.58	13,577.22	-	-	-	2020	1,362.58	13,577.22	14,939.80	-
Netherlands	-	-	909,673.74	-	909,673.74	909,673.74	-	-	-	-	-
New Caledonia	-	-	13,577.22	-	13,577.22	13,577.22	-	-	-	-	-
New Zealand	-	-	196,869.69	-	196,869.69	196,869.69	-	-	-	-	-
Nicaragua	2020	4,300.31	13,577.22	-	-	-	2020	4,300.31	13,577.22	17,877.53	-
Niger	2016	56,165.82	13,577.22	-	-	-	2016	56,165.82	13,577.22	69,743.04	-
Nigeria	2020	162,926.64	162,926.64	-	-	-	2020	162,926.64	162,926.64	325,853.28	-
Niue	2019	24,327.03	13,577.22	-	-	-	2019	24,327.03	13,577.22	37,904.25	-
Norway	-	-	502,357.14	-	502,357.14	502,357.14	-	-	-	-	-
Oman	-	-	74,674.71	-	74,674.71	74,674.71	-	-	-	-	-
Pakistan	2020	15,175.94	74,674.71	-	-	-	2020	15,175.94	74,674.71	89,850.65	-
Panama	2020	169.35	27,154.44	169.35	27,154.44	27,323.79	-	-	-	-	-
Papua New Guinea	2019	26,543.48	13,577.22	-	-	-	2019	26,543.48	13,577.22	40,120.70	-
Paraguay	-	-	13,577.22	-	13,577.22	13,577.22	-	-	-	-	-
Peru	2018	218,907.61	101,829.15	-	-	-	2018	218,907.61	101,829.15	320,736.76	-
Philippines	-	-	135,772.20	-	135,772.20	135,772.20	-	-	-	-	-
Poland	-	-	536,300.19	-	536,300.19	536,300.19	-	-	-	-	-
Portugal	-	-	237,601.35	-	237,601.35	237,601.35	-	-	-	-	-
Qatar	-	-	190,081.08	-	-	-	2021	-	190,081.08	190,081.08	-
Republic of Kiribati	2019	23,472.31	13,577.22	23,434.90	-	23,434.90	2020	37.41	13,577.22	13,614.63	-
Republic of Korea	2020	175,598.89	1,507,071.42	-	-	-	2020	175,598.89	1,507,071.42	1,682,670.31	-
Republic of Moldova	2020	13,577.22	13,577.22	-	-	-	2020	13,577.22	13,577.22	27,154.44	-
Republic of Yemen	2015	66,966.18	13,577.22	-	-	-	2015	66,966.18	13,577.22	80,543.40	-
Romania	-	-	135,772.20	-	-	-	2021	-	135,772.20	135,772.20	-
Russian Federation	-	-	1,608,900.57	-	1,608,900.57	1,608,900.57	-	-	-	-	-
Rwanda	2020	13,577.22	13,577.22	-	-	-	2020	13,577.22	13,577.22	27,154.44	-
Saint Lucia	2020	13,577.22	13,577.22	-	-	-	2020	13,577.22	13,577.22	27,154.44	-
Samoa	2020	13,577.22	13,577.22	-	-	-	2020	13,577.22	13,577.22	27,154.44	-
Sao Tome and Principe	1992	359,313.61	13,577.22	-	-	-	1992	359,313.61	13,577.22	372,890.83	-
Saudi Arabia	-	-	787,478.76	-	-	-	2021	-	787,478.76	787,478.76	-
Senegal	2018	39,509.74	13,577.22	-	-	-	2018	39,509.74	13,577.22	53,086.96	-

GENERAL FUND

STATEMENT SHOWING STATUS OF CONTRIBUTIONS AS AT 31 March 2021

(Amounts expressed in Swiss Francs)

Member	Due at 1 January			Contributions paid			Current Arrears				Due to Working Capital Fund
	Oldest Year	Past Years	2021	Past Years	2021	Total	Oldest Year	Past Years	2021	Total	
Serbia	-	-	20,365.83	-	20,365.83	20,365.83	-	-	-	-	-
Seychelles	-	-	13,577.22	-	-	-	2021	-	13,577.22	13,577.22	-
Sierra Leone	1996	309,095.68	13,577.22	-	-	-	1996	309,095.68	13,577.22	322,672.90	-
Singapore	-	-	325,853.28	-	325,853.28	325,853.28	-	-	-	-	-
Slovakia	-	-	101,829.15	-	101,829.15	101,829.15	-	-	-	-	-
Slovenia	-	-	54,308.88	-	54,308.88	54,308.88	-	-	-	-	-
Solomon Islands	-	-	13,577.22	-	-	-	2021	-	13,577.22	13,577.22	-
Somalia	1984	436,018.22	13,577.22	-	-	-	1984	436,018.22	13,577.22	449,595.44	300.50
South Africa	2020	183,292.47	183,292.47	183,292.47	-	183,292.47	2021	-	183,292.47	183,292.47	-
South Sudan	2015	79,871.23	13,577.22	-	-	-	2015	79,871.23	13,577.22	93,448.45	-
Spain	-	-	1,432,396.71	-	-	-	2021	-	1,432,396.71	1,432,396.71	-
Sri Lanka	-	-	27,154.44	-	-	-	2021	-	27,154.44	27,154.44	-
Sudan	2020	75.07	13,577.22	-	-	-	2020	75.07	13,577.22	13,652.29	-
Suriname	2019	26,543.48	13,577.22	-	-	-	2019	26,543.48	13,577.22	40,120.70	-
Sweden	-	-	604,186.29	-	604,186.29	604,186.29	-	-	-	-	-
Switzerland	-	-	767,112.93	-	767,112.93	767,112.93	-	-	-	-	-
Syrian Arab Republic	2012	165,542.32	13,577.22	-	-	-	2012	165,542.32	13,577.22	179,119.54	-
Tajikistan	2019	18,159.31	13,577.22	-	-	-	2019	18,159.31	13,577.22	31,736.53	-
Thailand	-	-	203,658.30	-	-	-	2021	-	203,658.30	203,658.30	-
North Macedonia	2020	12,490.00	13,577.22	-	-	-	2020	12,490.00	13,577.22	26,067.22	-
Timor-Leste	2017	53,165.48	13,577.22	-	-	-	2017	53,165.48	13,577.22	66,742.70	-
Togo	2008	161,215.31	13,577.22	161,190.31	-	161,190.31	2020	25.00	13,577.22	13,602.22	-
Tonga	-	-	13,577.22	-	13,577.22	13,577.22	-	-	-	-	-
Trinidad and Tobago	2019	36,758.28	27,154.44	-	-	-	2019	36,758.28	27,154.44	63,912.72	-
Tunisia	-	-	20,365.83	-	-	-	2021	-	20,365.83	20,365.83	-
Turkey	-	-	909,673.74	-	909,673.74	909,673.74	-	-	-	-	-
Turkmenistan	-	-	20,365.83	-	-	-	2021	-	20,365.83	20,365.83	-
Tuvalu	2020	955.79	13,577.22	-	-	-	2020	955.79	13,577.22	14,533.01	-
Uganda	-	-	13,577.22	-	6,403.28	6,403.28	2021	-	7,173.94	7,173.94	-
Ukraine	-	-	40,731.66	-	40,731.66	40,731.66	-	-	-	-	-
United Arab Emirates	-	-	414,105.21	-	414,105.21	414,105.21	-	-	-	-	-
United Kingdom of Great Britain and Northern Ireland	-	-	3,048,085.89	-	3,048,085.89	3,048,085.89	-	-	-	-	-
United Republic of Tanzania	-	-	13,577.22	-	-	-	2021	-	13,577.22	13,577.22	-
United States of America	2020	7,349,951.29	14,710,917.87	-	-	-	2020	7,349,951.29	14,710,917.87	22,060,869.16	-
Uruguay	2020	61,096.70	61,097.49	-	-	-	2020	61,096.70	61,097.49	122,194.19	-
Uzbekistan	-	-	20,365.83	-	47.40	47.40	2021	-	20,318.43	20,318.43	-
Vanuatu	-	-	13,577.22	-	214.44	214.44	2021	-	13,362.78	13,362.78	-
Venezuela	2014	2,527,896.53	481,991.31	-	-	-	2014	2,527,896.53	481,991.31	3,009,887.84	-

GENERAL FUND

STATEMENT SHOWING STATUS OF CONTRIBUTIONS AS AT 31 March 2021

(Amounts expressed in Swiss Francs)

Member	Due at 1 January			Contributions paid			Current Arrears				Due to Working Capital Fund
	Oldest Year	Past Years	2021	Past Years	2021	Total	Oldest Year	Past Years	2021	Total	
Viet Nam	-	0.00	54,308.88	-	-	-	2021	-	54,308.88	54,308.88	-
Zambia	2016	53,970.03	13,577.22	8,699.48	-	8,699.48	2017	45,270.55	13,577.22	58,847.77	-
Zimbabwe	2020	1,785.36	13,577.22	-	-	-	2020	1,785.36	13,577.22	15,362.58	-
TOTAL		25,173,926.07	67,886,100.00	3,527,666.47	26,645,648.61	30,173,315.08		21,646,259.60	41,240,451.39	62,886,710.99	601.00