



WMO OMM

World Meteorological Organization
Organisation météorologique mondiale
Organización Meteorológica Mundial
Всемирная метеорологическая организация
المنظمة العالمية للأرصاد الجوية
世界气象组织

Secrétariat

7 bis, avenue de la Paix – Case postale 2300
CH 1211 Genève 2 – Suisse
Tél.: +41 (0) 22 730 81 11
Fax: +41 (0) 22 730 81 81
wmo@wmo.int – public.wmo.int

Ref.: 04287/2024.1.4 GS

Our ref.: 04252/2024/GS/FIN

5 April 2024

Annex: 1

Subject: Report of the World Meteorological Organization (WMO) Fourth Quarter 2023
Financial Situation

Dear Sir/Madam,

In [Resolution 14 \(EC-72\)](#) - Financial Statements of the World Meteorological Organization for the year 2019, the Executive Council requested the Secretary-General to “develop relevant quarterly financial reporting to Members, including specific information on expenditures”. The attached document, the Fourth Quarter 2023 Report on the Financial Situation of WMO responds to this request. This report contains an analysis of the status of Members’ contributions as at 31 December 2023 and an analysis of the expenditures against the Regular Budget for the 2023 financial year.

I welcome your comments on this initiative and all questions can be directed to Ms Maja Drazenovic-CARRIERI (mcarrieri@wmo.int), Director, Governance Services Department, with a copy to Mr Brian COVER (bcover@wmo.int), Chief, Finance Section.

Further reporting will be done on a quarterly basis to update Members on the financial situation of WMO throughout the year.

Yours faithfully,

Prof. Celeste Saulo
Secretary-General

To: Permanent Representatives of Members with WMO

cc: Hydrological Advisers



WMO OMM

World Meteorological Organization
 Organisation météorologique mondiale
 Organización Meteorológica Mundial
 Всемирная метеорологическая организация
 المنظمة العالمية للأرصاد الجوية
 世界气象组织

Secrétariat
 7 bis, avenue de la Paix – Case postale 2300
 CH 1211 Genève 2 – Suisse
 Tél.: +41 (0) 22 730 81 11
 Fax: +41 (0) 22 730 81 81
 wmo@wmo.int – public.wmo.int

FOURTH QUARTER 2023 REPORT ON THE FINANCIAL SITUATION OF THE WORLD METEOROLOGICAL ORGANIZATION

This document presents updated information on the financial situation of the World Meteorological Organization (WMO) as of 31 December 2023, with particular emphasis on the status of contributions to the Regular Budget as well as the status of expenditures against the Regular Budget. Additional information is also provided regarding funds received under voluntary contributions through 31 December 2023.

The payment pattern of assessed contributions through 2023 remained strong, resulting in a level of outstanding assessed contributions as of 31 December 2023 totalling CHF 29.1 million, CHF 5.0 million lower than at the end of 2022. Despite the payments of assessed contributions made by Members in 2023, Members should take note that the total outstanding assessed contributions as of 31 December 2023 represents approximately 43% of the 2023 Regular Budget Assessment.

The General Fund remains in a solid cash position at the end of December 2023 at CHF 17.9 million, 1.9 million higher than at the end of December 2022. The balance is due to a strong level of contributions received in 2023 offset by an increase in implementation of programmatic activities. The cash position of the General Fund at the end of December 2023 was sufficient to meet the operational needs of WMO for approximately three months.

At the end of December 2023, the level of actual expenditures, including obligations, represents 115.3% of the total 2023 approved budget, which is driven by strong levels of implementation of activities planned for 2023; the implementation of activities deferred from the 2020–2022 financial years and, in line with the Executive Council (EC) decisions regarding the utilization of previous period unspent funds, specific project implementation costs related to the Enterprise Resource Planning (ERP) implementation and other investment projects. The staff costs budget was consumed at 98.2%, resulting from some outstanding vacant positions. A higher than planned level of expenditures for short-term staff is explained by the support required to address vacancies that, together with consultancy costs that are primarily related to implementation of deferred activities, totalled 191.4% of the planned budget for this expenditure category. It should be noted that approximately 60% of the expenditure in this category was for short-term staff and 40% for consultant costs.

The level of travel represents 192.5% of the planned budget, which was originally based in a pandemic context, showing a return to levels more consistent with the pre-COVID-19 patterns. In this context, it should be noted that approximately 60% of the travel expenditure in 2023 related to participant and representative travel for WMO sponsored meetings. The level of expenditure for the fellowship category, as well the grants and financial contributions are consistent with expectations with some minor expansion reflecting implementation rates of 107.7% and 112.7% respectively. The level of expenditures for contractual and operating expenses during 2023 was 178.1%, resulting from the allocation of resources in 2023 to the financing of the ERP, as well as other infrastructure projects as approved by EC.

A. General Fund Financial Situation

Under [Financial Regulation 8.4](#) (*Basic documents No. 1* (WMO-No. 15)), Members were obliged to pay 2023 assessed contributions to the Regular Budget and the advances to the Working Capital Fund on 1 January 2023. Members that have not done so are urged to ensure payment of their 2023 assessed contributions to the Regular Budget, as well as any assessed contributions in arrears and outstanding advances to the Working Capital Fund as soon as possible. The timely payment of assessed contributions is critical to the sound financial basis necessary for the optimum implementation of planned activities to deliver the approved Strategic Plan and the governance reform.

Status of Assessed Contributions

In accordance with [Resolution 32 \(EC-73\)](#) - Budget for the biennium 2022–2023, and [Financial Regulation 8.2](#), the total assessed contributions for 2023 were equal to one half of the budget of CHF 135.8 million that was approved by EC for the 2022–2023 biennium. WMO Members were, therefore, assessed CHF 67.9 million in aggregate for 2023. As of 31 December 2023, WMO Members had made payments against the 2023 assessment totalling CHF 50.4 million, which represents a rate of collection for 2023 of 74%, compared to 69% as of 31 December 2022.

In addition to the 2023 assessed contribution, WMO began 2023 with outstanding assessed contributions from 2022 and prior years amounting to CHF 34.1 million, which was CHF 3.3 million higher than at the beginning of 2022. Members made payments in 2023 against 2022 and prior year assessments of CHF 22.5 million, bringing the balance of the arrears on 31 December 2023 to CHF 11.6 million, which was 1.0 million lower than the outstanding arrears on 31 December 2022.

The total outstanding balance of assessed contributions as of 31 December 2023 was CHF 29.1 million, a decrease in the outstanding assessed contributions of CHF 5.0 million as compared to 31 December 2022. The total amount of outstanding assessed contributions on 31 December 2023 represents 43% of the total 2023 Regular Budget assessment. The delays in the payment of assessed contributions by Members puts significant pressure on the General Fund cash resources to meet its financial obligations. During the first two months of 2024, through 29 February 2024, Members had made payments for 2023 and prior year assessed contributions in the amount of CHF 15.8 million.

Table 1. Comparison of Collection of Assessed Contributions as of 31 December

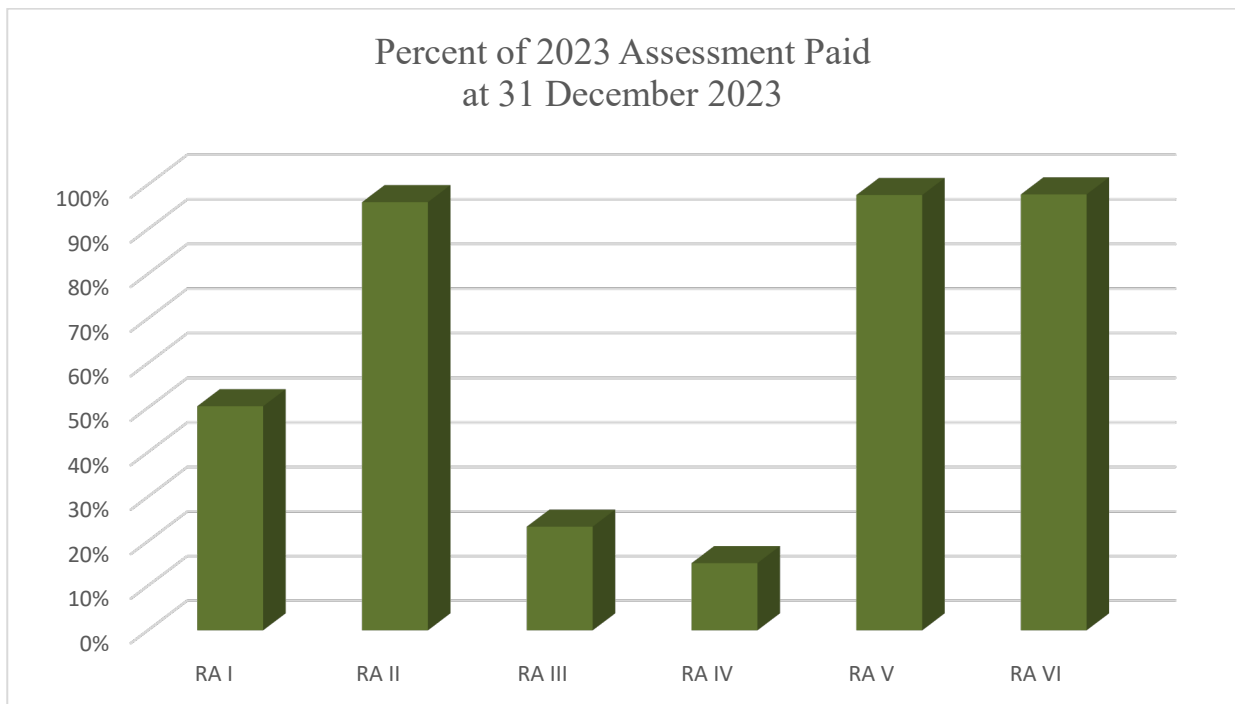
	<i>(in thousands of Swiss francs)</i>							
	2023	%	2022	%	2021	%	2020	
Contributions outstanding as of 1 January								
Arrears	34,069		30,761		25,174		28,375	
Assessment for current year	67,886		67,886		67,886		67,886	
Advance contributions received	(6,712)	10	(10,036)	15	(9,487)	14	(9,200)	14
Total outstanding as of 1 January	<u>95,243</u>		<u>88,611</u>		<u>83,573</u>		<u>87,061</u>	
Contributions received as of 31 December								
Applied to arrears	22,519	66	18,173	59	14,238	57	17,511	62
Applied to current year assessments	43,654	64	36,370	54	38,574	57	44,376	65
Total received as of 31 December	<u>66,174</u>	69	<u>54,542</u>	62	<u>52,812</u>	63	<u>61,887</u>	71
Contributions outstanding as of 31 December								
Arrears	11,550	34	12,589	41	10,936	43	14,864	38
For current year	<u>17,519</u>	26	<u>21,481</u>	31	<u>19,825</u>	29	<u>14,310</u>	21
Total outstanding as of 31 December	<u>29,069</u>	31	<u>34,069</u>	38	<u>30,761</u>	37	<u>25,174</u>	29

Table 2. Comparison of Members' payment status as of 31 December

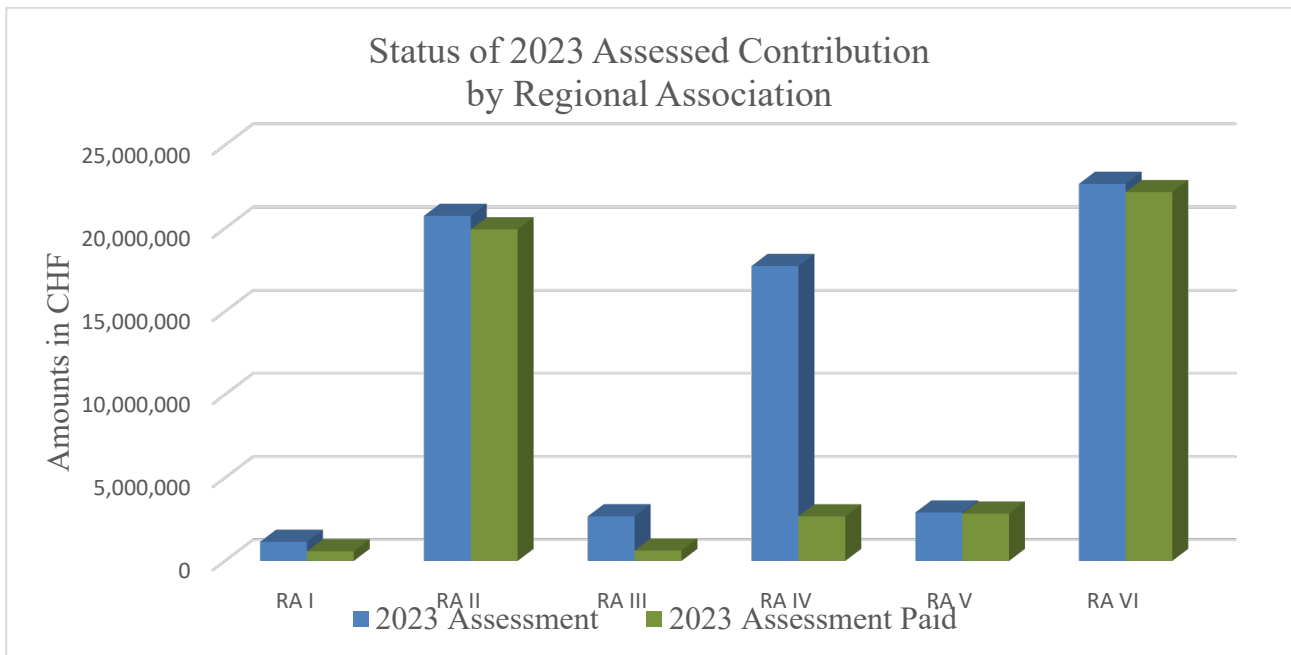
	2023	2022	2021	2020
Members fully paid	119	115	108	104
Members owing for current year only	21	24	31	34
Members owing for current and prior years	53	54	54	55

Regional Analysis of Outstanding Assessments

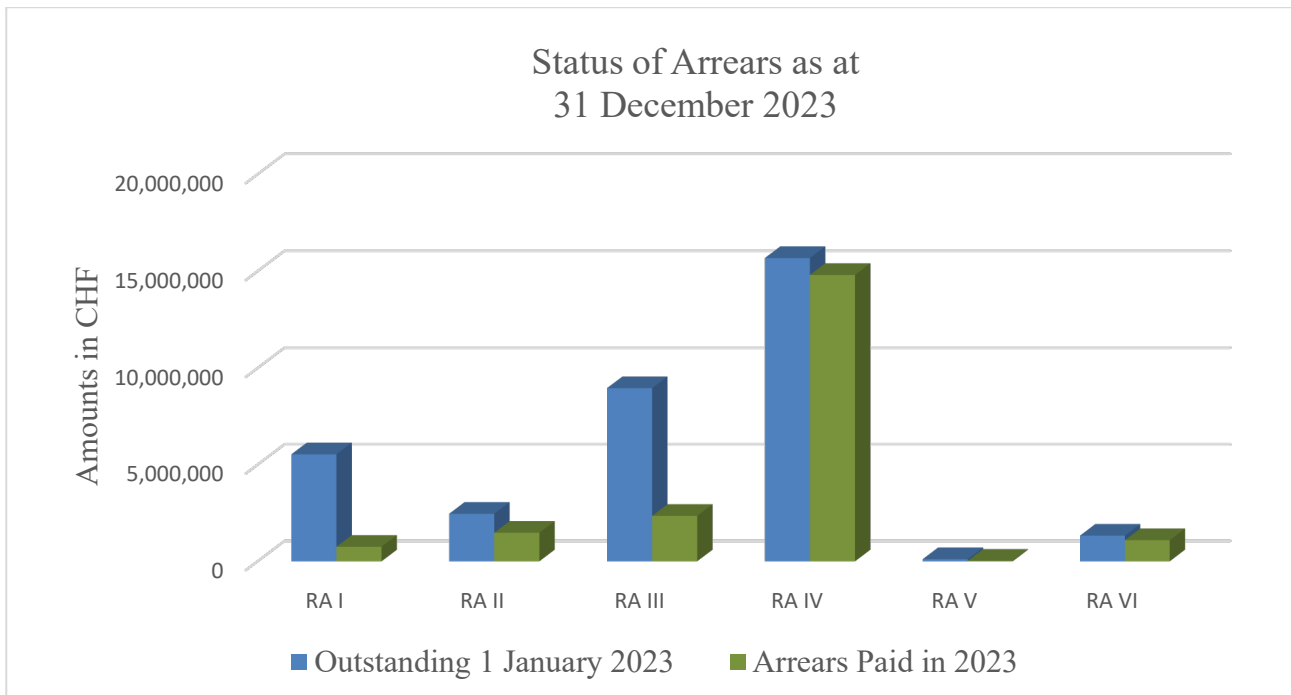
The following graph shows the percentage of the total assessment for each WMO Region that had been paid by the Members of each WMO Region as of 31 December 2023.



The following graph shows the distribution of the 2023 assessment and the amounts of such assessment paid by 31 December 2023, based upon the grouping of WMO Members by region.



The following graph shows the distribution of the amounts of arrears on 1 January 2023 and the amounts of payments against such arrears by 31 December 2023, based upon the grouping of WMO Members by region.



Status of Voting Rights

Any Member in arrears for more than two consecutive years is subject to the provisions of [Resolution 37 \(Cg-XI\)](#) - Suspension of Members for failure to meet financial obligations and is deprived of its voting and other rights. Historically approximately 15% of WMO Members have

voting rights suspended pursuant to this resolution. As of 31 December, the number of Members without voting rights at WMO was as follows:

Table 3. Members having lost voting rights as of 31 December

	2023	2022	2021	2020
Members having lost voting rights	28	31	31	28

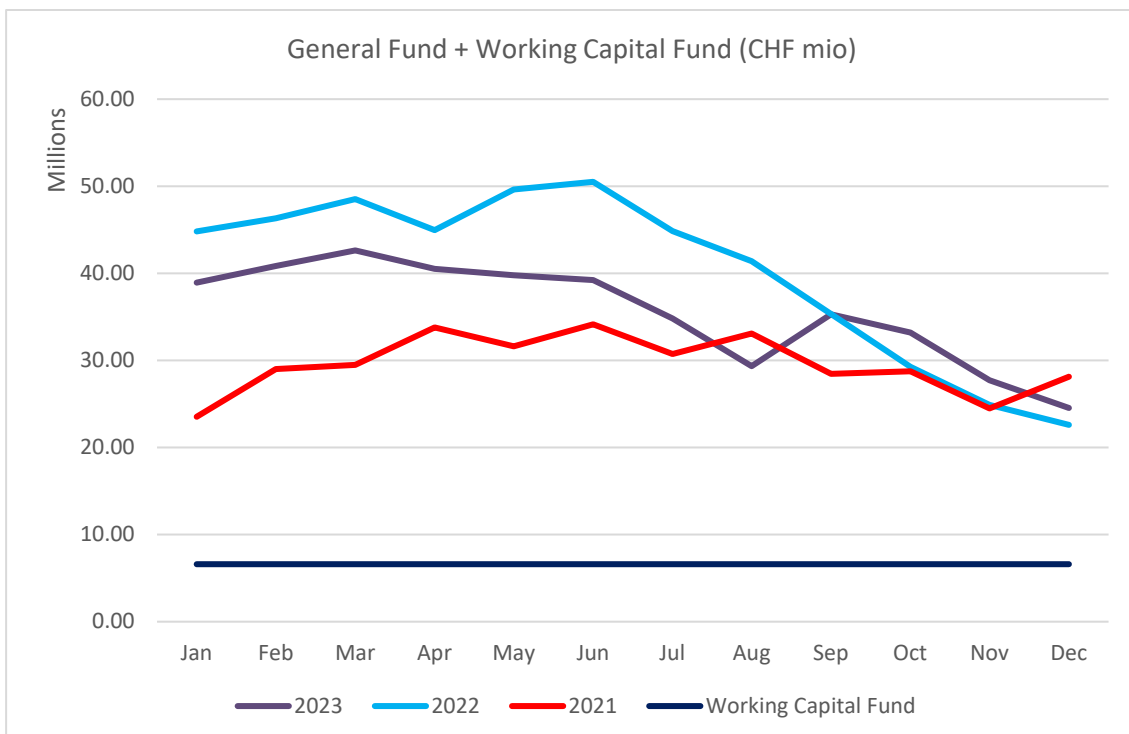
In accordance with [Financial Regulation 8.8](#), special arrangements as established by Congress concerning the repayment of long-outstanding contributions may be concluded with any Member in arrears for more than four years on the date of entry into force of such arrangements. Currently two Members have concluded and complied with such a repayment agreement permitting a waiver of [Resolution 37 \(Cg-XI\)](#) and permitting voting rights.

Detailed Tables

The annexed report "Statement Showing Status of Contributions as of 31 December 2023" provides details by Member regarding amounts due at the beginning of 2023, 2023 assessments, payments received during 2023, outstanding amounts for 2023 and prior years and outstanding advances to the Working Capital Fund.

Liquidity Position of the General Fund

The table below shows the actual cash position for each month of 2021, 2022 and 2023. As can be seen from the graph, the total cash balance of the General Fund plus the Working Capital Fund on 31 December 2023 was approximately CHF 24.5 million. This is comprised of CHF 17.9 million in the General Fund and CHF 6.6 million in the Working Capital Fund.



The cash balance of the General Fund on 31 December 2023 of CHF 17.9 million is CHF 1.9 million higher than that of CHF 16.0 million on 31 December 2022 as a result of a significantly higher level of contributions received during 2023, offset somewhat by a higher level of regular budget expenditures during 2023.

The CHF 17.9 million of General Fund cash on 31 December 2023 is sufficient to meet the operational needs of the General Fund for approximately three months while the CHF 6.6 million in the Working Capital Fund would, if necessary, be available to provide slightly more than one additional month of operational liquidity.

B. Regular Budget Expenditures up to and including 31 December 2023

Table 4 below shows the 2023 Regular Budget by object of expenditure and the percentage of the Regular Budget the expenditures represent. The expenditure amounts include both actual expenditures and obligated amounts recognized up to and including 31 December 2023 (in thousands of Swiss francs) and includes expenditures related to the approved use of unspent 2020–2022 budgetary appropriations in 2023.

Table 4. Budget and Expenditure by Object of Expenditure on 31 December 2023

Object of Expenditure	2023 Budget	Expenditures through 31 December 2023	As a % of budget
(a) Staff costs	49,727.5	48,841.2	98.2%
(b) Short-Term Staff and Consultants	2,579.4	4,937.3	191.4%
(c) Travel	3,095.3	5,959.5	192.5%
(d) Fellowships and Training	1,169.0	1,259.3	107.7%
(e) Grants and Financial Contributions	2,631.1	2,966.0	112.7%
(f) Contractual and Operating Expenses	7,236.5	12,891.0	178.1%
(g) HQ Building Loan Repayment	1,477.3	1,477.3	100.0%
TOTAL	67 916.1	78,331.7	115.3%

Below is a summary analysis for each of the objects of expenditure:

Staff costs: Staff costs at the end of the fourth quarter of 2023 represent 98.2% of the budget for this line item. Some vacancies during the first quarter compensated for additional staff costs incurred during the last quarter resulting in a close to full budget consumption by the end of 2023.

Short-term staff and consultants: The 191.4% rate of implementation at the end of December 2023 exceeds the amount planned but is explained by the utilization of short-term staff for specific activities and to meet programmatic needs while staff recruitments were in process. Short-term staff and consultants are also being utilized as critical elements to support the implementation of previously deferred activities and critical projects utilizing funds not expended in the 2020–2022 periods that were carried forward into 2023. It should be noted that approximately 60% of the expenditure in this category was for short-term staff and 40% for consultant costs.

Travel: The budget for travel in 2023 was adopted by EC considering a continuing impact of the COVID-19 pandemic, resulting in a lower level of travel budget than had previously been foreseen, but taking into consideration an expected moderate increase of face-to-face meetings as compared to actual expenditures incurred in 2020 through 2021. The level of implementation for 2023 amounts to 192.5% of the total expected travel expenditure for 2023 resulting from the strong restart of travel activities in a post-COVID-19 environment impacting all programmatic areas. In this context, the Secretariat continues to implement activities via virtual or hybrid meetings, where appropriate, and to use implementing partners and consultants to ensure the implementation of key activities of the Organization. Additionally, travel related expenditures are supporting the implementation of previously deferred activities utilizing funds not expended in the 2020–2022 periods that were carried forward into 2023. Of the travel expenditures, approximately 60% represents travel for participants, experts and representatives.

Fellowships and training: The budget level of the fellowship and training expenditure at 107.7% is explained by the completion of the education calendar by end of December 2023 and an increase of fellowship and training activities considering deferred and expanded activities together with related travel costs.

Grants and financial contributions: The level of expenditure in this area amounts to 112.7% and represents the total cost of contribution to project implementation during the year considering the impact of deferred projects during 2020–2021.

Contractual and operating expenses: Expenditures for contractual and operating expenditures are at 178.1% of the 2023 annual budget. This high level of implementation is due to the engagement of resources in the implementation of the new ERP project and other infrastructure projects, which are funded from the carry-over of the 2020–2022 funds as approved by Executive Council and Congress.

HQ building loan repayment: The repayment of the building loan for the WMO Headquarters building shows an implementation rate of 100% in line with payment to FIPOI.

Other general considerations

1. *Impact of the COVID-19 pandemic*

The approved budget 2022–2023 was prepared and approved in the context of the COVID-19 pandemic, considering the planned implementation modalities of the operating plan in this context and the related expected impact on the planned expenditure by object. At the end of December 2023, in line with reduced impact of COVID-19 on implementation, the expenditure modality patterns are returning to a normalized level more comparable with the pre-pandemic budgetary context. The increased level of travel expenditures resulting from an increase in face-to-face and hybrid meetings continued through the fourth quarter of 2023 and is impacted also for the implementation of deferred activities during 2023. This increase is also combined with the additional contractual expenses which support the facilitation of a larger number of online meetings, including the provision of increased interpretation services, which resulted in a higher level of implementation in this area. The category of fellowships and training, which had also been exposed to COVID-19 restrictions around the world also experienced an increase as compared to the identical period of the prior year and continues to be supported by the Secretariat by putting in place additional measures such as the promotion of group fellowship training in collaboration with the WMO Regional Training Centres with a view to ensuring effective implementation of its mandate.

2. *Utilization of 2020–2022 underspend*

The total unspent balance from the 2020–2022 period amounted to CHF 10.8 million. This amount was actively utilized during 2023, through the implementation of a significant level of programmatic activities that were deferred from the 2020–2022 periods. In addition, a portion of the underspend has been utilized through the implementation of critical infrastructure investments as approved in [Resolution 32 \(EC-73\)](#) - Budget for the biennium 2022–2023. These investments include addressing critical building needs, investment in the Local Area Network (LAN) infrastructure at HQ and the ERP upgrade project. The 2023 budget amounts shown in **Table 4** (above) and **Table 5** (below) do not include those additional carry-over funds that are reported in the expenditure column for 2023.

Table 5 below shows the 2023 budget and expenditures through 31 December 2023 by long-term goal (LTG) and Budget Part (in thousands of Swiss francs).

Table 5. Budget and Expenditure by Budget Part on 31 December 2023

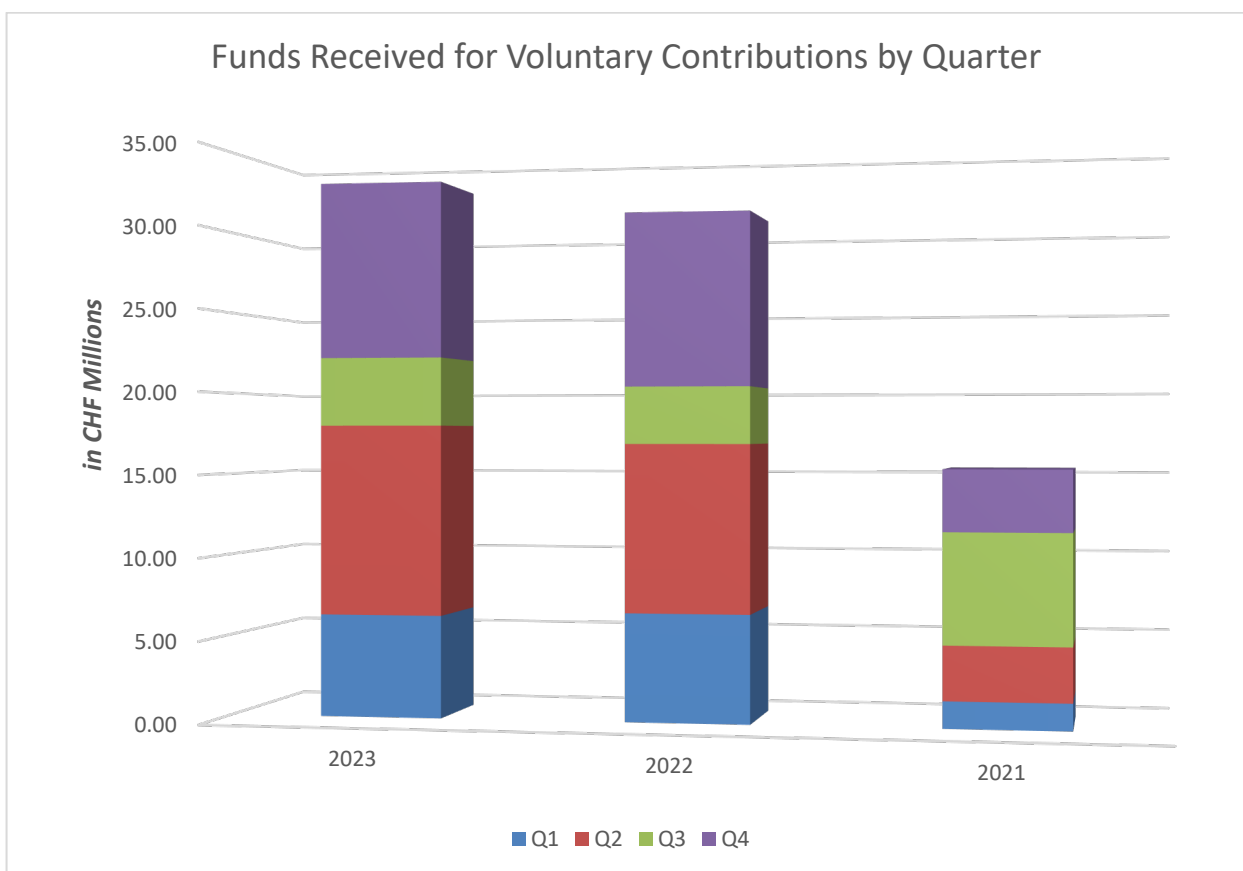
Appropriation Parts	2023 Budget	Expenditures through 31 December 2023	As a % of budget
Part I. LTG 1. Better serve societal needs	16,008.5	19,319.1	120.7%
Part II. LTG 2. Enhance Earth system observations and predictions	11,889.1	13,369.8	112.5%
Part III. LTG 3. Advance targeted research	6,532.9	7,380.9	113.0%
Part IV. LTG 4. Close the capacity gap	13,494.7	15,893.1	117.8%
Part V. LTG 5. Strategic realignment of WMO structure and programmes	715.5	831.4	116.2%
Part VI. Policy-Making Organs, Executive Management and Oversight	9,970.2	11,847.4	118.8%
Part VII. Language Services	9,305.2	9,690.0	104.1%
Total	67,916.1	78,331.7	115.3%

As can be seen from Table 5, the level of implementation across the appropriation parts is exceeded at an overall rate of 115.3%. This exceeding of the planned 2023 budget is explained by the use of 2020-2022 carry-over funds into 2023 to implement deferred activities from 2020–2022 and the impact of the apportionment of cost related to the ERP project costs and other critical infrastructure projects.

C. Receipt of Voluntary Contributions

The following chart includes a summary of the funds received under voluntary contributions during 2021, 2022 and 2023. As can be seen from the chart, the funds received by WMO for voluntary contributions has remained strong in 2023, totalling CHF 33.0 million for the year. By way of comparison, total funds received by WMO for voluntary contributions in 2022 and 2021 amounted to CHF 30.1 million and CHF 15.4 million, respectively. The increasing trend shows the continued strong level of contributions to WMO by Members and other donors for activities providing additional support to implement the Strategic and Operating Plan as well as for technical cooperation and capacity development.

During 2023, 68% of voluntary contributions were from bilateral donors, 23% from Climate Funds and the remainder from all other funding sources (e.g. other UN entities, regional multilateral entities, etc.). During 2022, 42% of voluntary contributions were from bilateral national donors, 40% from Climate Funds and the remainder from all other funding sources.



ANNEX, p. 11

STATEMENT SHOWING STATUS OF CONTRIBUTIONS AS AT 31 DECEMBER 2023

(Amounts expressed in Swiss Francs)

Member	Due at 1 January			Contributions paid			Current Arrears				Due to Working Capital Fund
	Oldest Year	Past Years	2023	Past Years	2023	Total	Oldest Year	Past Years	2023	Total	
Afghanistan	2021	27,154.44	13,577.22	-	-	-	2021	27,154.44	13,577.22	40,731.66	-
Albania	-	-	13,577.22	-	13,577.22	13,577.22	-	-	-	-	-
Algeria	2022	95,040.54	74,674.71	95,040.54	74,674.71	169,715.25	-	-	-	-	-
Andorra	2022	12,180.04	13,577.22	12,180.04	13,577.22	25,757.26	-	-	-	-	-
Angola	-	-	13,577.22	-	13,577.22	13,577.22	-	-	-	-	-
Antigua and Barbuda	2018	65,754.57	13,577.22	-	-	-	2018	65,754.57	13,577.22	79,331.79	-
Argentina	2022	604,135.39	481,991.31	-	-	-	2022	604,135.39	481,991.31	1,086,126.70	-
Armenia	-	-	13,577.22	-	13,577.22	13,577.22	-	-	-	-	-
Australia	-	-	1,412,030.88	-	1,412,030.88	1,412,030.88	-	-	-	-	-
Austria	-	-	454,836.87	-	454,836.87	454,836.87	-	-	-	-	-
Azerbaijan	-	-	20,365.83	-	20,365.83	20,365.83	-	-	-	-	-
Bahamas	-	-	13,577.22	-	13,577.22	13,577.22	-	-	-	-	-
Bahrain	-	-	33,943.05	-	33,943.05	33,943.05	-	-	-	-	-
Bangladesh	-	-	13,577.22	-	13,577.22	13,577.22	-	-	-	-	-
Barbados	-	-	13,577.22	-	13,577.22	13,577.22	-	-	-	-	-
Belarus	-	-	27,154.44	-	27,154.44	27,154.44	-	-	-	-	-
Belgium	-	-	556,666.02	-	556,666.02	556,666.02	-	-	-	-	-
Belize	2021	27,154.44	13,577.22	-	-	-	2021	27,154.44	13,577.22	40,731.66	-
Benin	2021	27,154.44	13,577.22	27,154.44	13,016.14	40,170.58	2023	-	561.08	561.08	-
Bhutan	-	-	13,577.22	-	13,577.22	13,577.22	-	-	-	-	-
Bolivia	1985	483,970.70	13,577.22	-	-	-	1985	483,970.70	13,577.22	497,547.92	-
Bosnia and Herzegovina	-	-	13,577.22	-	13,577.22	13,577.22	-	-	-	-	-
Botswana	-	-	13,577.22	-	-	-	2023	-	13,577.22	13,577.22	-
Brazil	2020	4,306,256.23	1,350,933.39	4,306,256.23	1,350,933.39	5,657,189.62	-	-	-	-	-
British Carribean Territories	-	-	13,577.22	-	13,577.22	13,577.22	-	-	-	-	-
Brunei Darussalam	-	-	13,577.22	-	13,577.22	13,577.22	-	-	-	-	-
Bulgaria	-	-	33,943.05	-	33,943.05	33,943.05	-	-	-	-	-
Burkina Faso	-	-	13,577.22	-	13,577.22	13,577.22	-	-	-	-	-
Burundi	2016	84,443.77	13,577.22	43,712.11	-	43,712.11	2020	40,731.66	13,577.22	54,308.88	-
Cabo Verde	-	-	13,577.22	-	13,577.22	13,577.22	-	-	-	-	-
Cambodia	2022	12,458.74	13,577.22	12,458.74	1,118.48	13,577.22	2023	-	12,458.74	12,458.74	-
Cameroon	2018	54,450.86	13,577.22	54,450.86	2,947.03	57,397.89	2023	-	10,630.19	10,630.19	-
Canada	-	-	1,758,249.99	-	1,758,249.99	1,758,249.99	-	-	-	-	-
Central African Republic	1983	465,572.38	13,577.22	-	-	-	1983	465,572.38	13,577.22	479,149.60	-
Chad	2007	207,452.66	13,577.22	-	-	-	2007	207,452.66	13,577.22	221,029.88	-
Chile	-	-	278,333.01	-	278,333.01	278,333.01	-	-	-	-	-
China	-	-	10,203,280.83	-	10,203,280.83	10,203,280.83	-	-	-	-	-
Colombia	-	-	162,926.64	-	162,926.64	162,926.64	-	-	-	-	-

ANNEX, p. 12

GENERAL FUND

STATEMENT SHOWING STATUS OF CONTRIBUTIONS AS AT 31 DECEMBER 2023

(Amounts expressed in Swiss Francs)

Member	Due at 1 January			Contributions paid			Current Arrears				Due to Working Capital Fund
	Oldest Year	Past Years	2023	Past Years	2023	Total	Oldest Year	Past Years	2023	Total	
Comoros	1991	400,727.78	13,577.22	-	-	-	1991	400,727.78	13,577.22	414,305.00	-
Congo	2016	84,022.96	13,577.22	-	-	-	2016	84,022.96	13,577.22	97,600.18	-
Cook Islands	-	-	13,577.22	-	13,577.22	13,577.22	-	-	-	-	-
Costa Rica	2021	53,132.26	47,520.27	-	-	-	2021	53,132.26	47,520.27	100,652.53	-
Côte d'Ivoire	-	-	13,577.22	-	13,577.22	13,577.22	-	-	-	-	-
Croatia	-	-	61,097.49	-	61,097.49	61,097.49	-	-	-	-	-
Cuba	2017	277,072.03	61,097.49	-	-	-	2017	277,072.03	61,097.49	338,169.52	-
Curacao & Sint Maarten	2022	12,937.01	13,577.22	12,937.01	640.21	13,577.22	2023	-	12,937.01	12,937.01	-
Cyprus	-	-	20,365.83	-	20,365.83	20,365.83	-	-	-	-	-
Czech Republic	-	-	224,024.13	-	224,024.13	224,024.13	-	-	-	-	-
Democratic People's Republic of Korea	-	-	13,577.22	-	13,577.22	13,577.22	-	-	-	-	-
Democratic Republic of The Congo	1988	427,903.16	13,577.22	-	-	-	1988	427,903.16	13,577.22	441,480.38	-
Denmark	-	-	366,584.94	-	366,584.94	366,584.94	-	-	-	-	-
Djibouti	2019	40,930.81	13,577.22	-	-	-	2019	40,930.81	13,577.22	54,508.03	-
Dominica	2010	168,467.40	13,577.22	-	-	-	2010	168,467.40	13,577.22	182,044.62	-
Dominican Republic	2021	46,897.33	47,520.27	39,002.50	-	39,002.50	2022	7,894.83	47,520.27	55,415.10	-
Ecuador	2022	7,237.99	54,308.88	-	-	-	2022	7,237.99	54,308.88	61,546.87	-
Egypt	2022	122,194.98	95,040.54	122,194.98	95,040.54	217,235.52	-	-	-	-	-
El Salvador	2003	258,450.29	13,577.22	-	-	-	2003	258,450.29	13,577.22	272,027.51	-
Eritrea	-	-	13,577.22	-	13,001.20	13,001.20	2023	-	576.02	576.02	-
Estonia	-	-	27,154.44	-	27,154.44	27,154.44	-	-	-	-	-
Eswatini	-	-	13,577.22	-	13,577.22	13,577.22	-	-	-	-	-
Ethiopia	2021	27,154.44	13,577.22	27,154.44	13,577.22	40,731.66	-	-	-	-	-
Fiji	-	-	13,577.22	-	13,577.22	13,577.22	-	-	-	-	-
Finland	-	-	278,333.01	-	278,333.01	278,333.01	-	-	-	-	-
France	-	-	2,885,159.25	-	2,885,159.25	2,885,159.25	-	-	-	-	-
French Polynesia	-	-	13,577.22	-	13,577.22	13,577.22	-	-	-	-	-
Gabon	2005	226,528.53	13,577.22	-	-	-	2005	226,528.53	13,577.22	240,105.75	-
Gambia	2021	13,845.22	13,577.22	13,845.22	13,577.22	27,422.44	-	-	-	-	-
Georgia	-	-	13,577.22	-	13,577.22	13,577.22	-	-	-	-	-
Germany	-	-	4,086,743.22	-	4,086,743.22	4,086,743.22	-	-	-	-	-
Ghana	2018	66,664.18	13,577.22	43,678.68	-	43,678.68	2021	22,985.50	13,577.22	36,562.72	-
Greece	-	-	217,235.52	-	217,235.52	217,235.52	-	-	-	-	-
Guatemala	-	-	27,154.44	-	-	-	2023	-	27,154.44	27,154.44	-
Guinea	2018	55,847.05	13,577.22	-	-	-	2018	55,847.05	13,577.22	69,424.27	-
Guinea-Bissau	1997	333,086.86	13,577.22	-	-	-	1997	333,086.86	13,577.22	346,664.08	-
Guyana	-	-	13,577.22	-	13,577.22	13,577.22	-	-	-	-	-
Haiti	-	-	13,577.22	-	8,689.96	8,689.96	2023	-	4,887.26	4,887.26	-

ANNEX, p. 13

GENERAL FUND

STATEMENT SHOWING STATUS OF CONTRIBUTIONS AS AT 31 DECEMBER 2023

(Amounts expressed in Swiss Francs)

Member	Due at 1 January			Contributions paid			Current Arrears				Due to Working Capital Fund
	Oldest Year	Past Years	2023	Past Years	2023	Total	Oldest Year	Past Years	2023	Total	
Honduras	2020	27,639.90	13,577.22	15,098.28		15,098.28	2022	12,541.62	13,577.22	26,118.84	-
Hong Kong, China	-	-	13,577.22	-	13,577.22	13,577.22	-	-	-	-	-
Hungary	-	-	149,349.42	-	149,349.42	149,349.42	-	-	-	-	-
Iceland	2022	20,365.83	20,365.83	20,365.83	20,365.83	40,731.66	-	-	-	-	-
India	-	-	699,226.83	-	681,833.00	681,833.00	2023	-	17,393.83	17,393.83	-
Indonesia	-	-	366,584.94	-	366,584.94	366,584.94	-	-	-	-	-
Iran, Islamic Republic of	2019	1,073,499.44	251,178.57	552,000.00		552,000.00	2021	521,499.44	251,178.57	772,678.01	-
Iraq	-	-	88,251.93	-	88,251.93	88,251.93	-	-	-	-	-
Ireland	-	-	291,910.23	-	291,910.23	291,910.23	-	-	-	-	-
Israel	-	-	373,373.55	-		-	2023	-	373,373.55	373,373.55	-
Italy	-	-	2,131,623.54	-	2,131,623.54	2,131,623.54	-	-	-	-	-
Jamaica	-	-	13,577.22	-	13,577.22	13,577.22	-	-	-	-	-
Japan	-	-	5,376,579.12	-	5,376,579.12	5,376,579.12	-	-	-	-	-
Jordan	2022	13,577.22	13,577.22	13,577.22	13,577.22	27,154.44	-	-	-	-	-
Kazakhstan	-	-	88,251.93	-	88,251.93	88,251.93	-	-	-	-	-
Kenya	2022	13,577.22	20,365.83	13,577.22	20,365.83	33,943.05	-	-	-	-	-
Kuwait	2022	169,715.25	156,138.03	-		-	2022	169,715.25	156,138.03	325,853.28	-
Kyrgyz Republic	2013	131,655.07	13,577.22	41,348.86		41,348.86	2016	90,306.21	13,577.22	103,883.43	-
Lao People's Democratic Republic	-	-	13,577.22	-	13,577.22	13,577.22	-	-	-	-	-
Latvia	-	-	33,943.05	-	33,943.05	33,943.05	-	-	-	-	-
Lebanon	2021	67,886.10	20,365.83	-		-	2021	67,886.10	20,365.83	88,251.93	-
Lesotho	2022	13,577.22	13,577.22	13,577.22	13,577.22	27,154.44	-	-	-	-	-
Liberia	1980	499,156.66	13,577.22	-		-	1980	499,156.66	13,577.22	512,733.88	300.50
Libya	2017	220,830.08	13,577.22	33,549.89		33,549.89	2018	187,280.19	13,577.22	200,857.41	-
Lithuania	-	-	54,308.88	-	54,308.88	54,308.88	-	-	-	-	-
Luxembourg	-	-	47,520.27	-	47,520.27	47,520.27	-	-	-	-	-
Macao, China	-	-	13,577.22	-	13,577.22	13,577.22	-	-	-	-	-
Madagascar	-	-	13,577.22	-	13,577.22	13,577.22	-	-	-	-	-
Malawi	2009	177,144.55	13,577.22	-		-	2009	177,144.55	13,577.22	190,721.77	-
Malaysia	-	-	230,812.74	-	230,812.74	230,812.74	-	-	-	-	-
Maldives	-	-	13,577.22	-	13,577.22	13,577.22	-	-	-	-	-
Mali	-	-	13,577.22	-	13,577.22	13,577.22	-	-	-	-	-
Malta	-	-	13,577.22	-	13,577.22	13,577.22	-	-	-	-	-
Mauritania	-	-	13,577.22	-	13,577.22	13,577.22	-	-	-	-	-
Mauritius	-	-	13,577.22	-	13,577.22	13,577.22	-	-	-	-	-
Mexico	-	-	814,633.20	-	814,633.20	814,633.20	-	-	-	-	-
Micronesia, Federated States of	2021	24,955.41	13,577.22	13,648.08		13,648.08	2022	11,307.33	13,577.22	24,884.55	-
Monaco	-	-	13,577.22	-	13,577.22	13,577.22	-	-	-	-	-

ANNEX, p. 14

GENERAL FUND

STATEMENT SHOWING STATUS OF CONTRIBUTIONS AS AT 31 DECEMBER 2023

(Amounts expressed in Swiss Francs)

Member	Due at 1 January			Contributions paid			Current Arrears				Due to Working Capital Fund
	Oldest Year	Past Years	2023	Past Years	2023	Total	Oldest Year	Past Years	2023	Total	
Mongolia	2021	27,154.44	13,577.22	26,502.98		26,502.98	2022	651.46	13,577.22	14,228.68	-
Montenegro	-	-	13,577.22	-	13,577.22	13,577.22	-	-	-	-	-
Morocco	-	-	33,943.05	-	33,943.05	33,943.05	-	-	-	-	-
Mozambique	2021	14,188.18	13,577.22	-	-	-	2021	14,188.18	13,577.22	27,765.40	-
Myanmar	2022	93.54	13,577.22	93.54	12,960.19	13,053.73	2023	-	617.03	617.03	-
Namibia	-	-	13,577.22	-	13,577.22	13,577.22	-	-	-	-	-
Nauru	-	-	13,577.22	-	13,577.22	13,577.22	-	-	-	-	-
Nepal	2021	27,154.44	13,577.22	-	-	-	2021	27,154.44	13,577.22	40,731.66	-
Netherlands, Kingdom of the	-	-	923,250.96	-	923,250.96	923,250.96	-	-	-	-	-
New Caledonia	-	-	13,577.22	-	13,577.22	13,577.22	-	-	-	-	-
New Zealand	-	-	203,658.30	-	203,658.30	203,658.30	-	-	-	-	-
Nicaragua	2022	1,772.55	13,577.22	1,772.55	13,001.31	14,773.86	2023	-	575.91	575.91	-
Niger	2017	68,320.26	13,577.22	18,687.33		18,687.33	2019	49,632.93	13,577.22	63,210.15	-
Nigeria	2021	325,853.28	122,194.98	162,926.64		162,926.64	2022	162,926.64	122,194.98	285,121.62	-
Niue	-	-	13,577.22	-	-	-	2023	-	13,577.22	13,577.22	-
North Macedonia	-	-	13,577.22	-	13,577.22	13,577.22	-	-	-	-	-
Norway	-	-	454,836.87	-	454,836.87	454,836.87	-	-	-	-	-
Oman	-	-	74,674.71	-	74,674.71	74,674.71	-	-	-	-	-
Pakistan	2022	24,374.84	74,674.71	-	-	-	2022	24,374.84	74,674.71	99,049.55	-
Panama	-	-	54,308.88	-	468.81	468.81	2023	-	53,840.07	53,840.07	-
Papua New Guinea	2019	53,697.92	13,577.22	-	-	-	2019	53,697.92	13,577.22	67,275.14	-
Paraguay	2022	13,577.22	20,365.83	13,577.22		13,577.22	2023	-	20,365.83	20,365.83	-
Peru	-	-	108,617.76	-	108,617.76	108,617.76	-	-	-	-	-
Philippines	-	-	142,560.81	-	142,560.81	142,560.81	-	-	-	-	-
Poland	-	-	556,666.02	-	556,666.02	556,666.02	-	-	-	-	-
Portugal	-	-	237,601.35	-	237,601.35	237,601.35	-	-	-	-	-
Qatar	-	-	176,503.86	-	176,503.86	176,503.86	-	-	-	-	-
Republic of Kiribati	-	-	13,577.22	-	13,577.22	13,577.22	-	-	-	-	-
Republic of Korea	2022	70,809.52	1,724,306.94	70,809.52	1,517,803.74	1,588,613.26	2023	-	206,503.20	206,503.20	-
Republic of Moldova	-	-	13,577.22	-	13,458.63	13,458.63	2023	-	118.59	118.59	-
Republic of Yemen	2015	94,120.62	13,577.22	-	-	-	2015	94,120.62	13,577.22	107,697.84	-
Romania	-	-	210,446.91	-	210,446.91	210,446.91	-	-	-	-	-
Russian Federation	2022	1,040,345.00	1,255,892.85	1,040,345.00	1,255,892.85	2,296,237.85	-	-	-	-	-
Rwanda	2020	40,731.66	13,577.22	-	-	-	2020	40,731.66	13,577.22	54,308.88	-
Saint Lucia	-	-	13,577.22	-	13,577.22	13,577.22	-	-	-	-	-
Samoa	-	-	13,577.22	-	13,577.22	13,577.22	-	-	-	-	-
Sao Tome and Principe	1992	386,468.05	13,577.22	-	-	-	1992	386,468.05	13,577.22	400,045.27	-
Saudi Arabia	2022	787,478.76	794,267.37	787,478.76	794,267.37	1,581,746.13	-	-	-	-	-

ANNEX, p. 15

GENERAL FUND

STATEMENT SHOWING STATUS OF CONTRIBUTIONS AS AT 31 DECEMBER 2023

(Amounts expressed in Swiss Francs)

Member	Due at 1 January			Contributions paid			Current Arrears				Due to Working Capital Fund
	Oldest Year	Past Years	2023	Past Years	2023	Total	Oldest Year	Past Years	2023	Total	
Senegal	2021	15,767.72	13,577.22	-	-	-	2021	15,767.72	13,577.22	29,344.94	-
Serbia	-	-	20,365.83	-	20,365.83	20,365.83	-	-	-	-	-
Seychelles	-	-	13,577.22	-	13,577.22	13,577.22	-	-	-	-	-
Sierra Leone	1996	336,250.12	13,577.22	-	-	-	1996	336,250.12	13,577.22	349,827.34	-
Singapore	-	-	339,430.50	-	339,430.50	339,430.50	-	-	-	-	-
Slovakia	-	-	101,829.15	-	101,829.15	101,829.15	-	-	-	-	-
Slovenia	-	-	54,308.88	-	54,308.88	54,308.88	-	-	-	-	-
Solomon Islands	2021	27,154.44	13,577.22	13,577.22	-	13,577.22	2022	13,577.22	13,577.22	27,154.44	-
Somalia	1984	463,172.66	13,577.22	-	-	-	1984	463,172.66	13,577.22	476,749.88	300.50
South Africa	-	-	162,926.64	-	162,926.64	162,926.64	-	-	-	-	-
South Sudan	2015	107,025.67	13,577.22	-	-	-	2015	107,025.67	13,577.22	120,602.89	-
Spain	-	-	1,425,608.10	-	1,425,608.10	1,425,608.10	-	-	-	-	-
Sri Lanka	-	-	27,154.44	-	27,154.44	27,154.44	-	-	-	-	-
Sudan	2022	12,492.40	13,577.22	-	-	-	2022	12,492.40	13,577.22	26,069.62	-
Suriname	2019	53,697.92	13,577.22	-	-	-	2019	53,697.92	13,577.22	67,275.14	-
Sweden	-	-	583,820.46	-	583,820.46	583,820.46	-	-	-	-	-
Switzerland	-	-	760,324.32	-	760,324.32	760,324.32	-	-	-	-	-
Syrian Arab Republic	2013	172,724.92	13,577.22	7,577.71	7,577.71	7,577.71	2013	165,147.21	13,577.22	178,724.43	-
Tajikistan	2021	15,050.75	13,577.22	15,050.75	13,577.22	28,627.97	-	-	-	-	-
Thailand	-	-	244,389.96	-	244,389.96	244,389.96	-	-	-	-	-
Timor-Leste	-	-	13,577.22	-	13,577.22	13,577.22	-	-	-	-	-
Togo	2021	27,154.44	13,577.22	27,154.44	13,577.22	40,731.66	-	-	-	-	-
Tonga	-	-	13,577.22	-	13,577.22	13,577.22	-	-	-	-	-
Trinidad and Tobago	2022	27,154.44	27,154.44	27,154.44	27,154.44	54,308.88	-	-	-	-	-
Tunisia	2022	20,365.83	13,577.22	20,365.83	13,577.22	33,943.05	-	-	-	-	-
Türkiye	-	-	570,243.24	-	570,243.24	570,243.24	-	-	-	-	-
Turkmenistan	-	-	20,365.83	-	20,365.83	20,365.83	-	-	-	-	-
Tuvalu	2022	1,539.89	13,577.22	-	-	-	2022	1,539.89	13,577.22	15,117.11	-
Uganda	-	-	13,577.22	-	5,355.74	5,355.74	2023	-	8,221.48	8,221.48	-
Ukraine	-	-	33,943.05	-	33,943.05	33,943.05	-	-	-	-	-
United Arab Emirates	-	-	427,682.43	-	427,682.43	427,682.43	-	-	-	-	-
United Kingdom of Great Britain and Northern Ireland	-	-	2,932,679.52	-	2,932,679.52	2,932,679.52	-	-	-	-	-
United Republic of Tanzania	-	-	13,577.22	-	184.31	184.31	2023	-	13,392.91	13,392.91	-
United States of America	2022	14,710,917.87	14,717,706.48	14,710,917.87	-	14,710,917.87	2023	-	14,717,706.48	14,717,706.48	-
Uruguay	-	-	61,097.49	-	61,097.49	61,097.49	-	-	-	-	-
Uzbekistan	-	-	20,365.83	-	19,000.00	19,000.00	2023	-	1,365.83	1,365.83	-
Vanuatu	-	-	13,577.22	-	13,577.22	13,577.22	-	-	-	-	-

GENERAL FUND

STATEMENT SHOWING STATUS OF CONTRIBUTIONS AS AT 31 DECEMBER 2023

(Amounts expressed in Swiss Francs)

Member	Due at 1 January			Contributions paid			Current Arrears				Due to Working Capital Fund
	Oldest Year	Past Years	2023	Past Years	2023	Total	Oldest Year	Past Years	2023	Total	
Venezuela	2014	3,491,879.15	122,194.98	-	-	-	2014	3,491,879.15	122,194.98	3,614,074.13	-
Viet Nam	-	0.00	61,097.49	-	61,097.49	61,097.49	-	-	-	-	-
Zambia	2019	45,711.39	13,577.22	34,858.21	-	34,858.21	2022	10,853.18	13,577.22	24,430.40	-
Zimbabwe	2021	15,128.84	13,577.22	13,540.31	-	13,540.31	2022	1,588.53	13,577.22	15,165.75	-
TOTAL		34,069,188.16	67,886,100.00	22,519,198.71	50,366,837.55	72,886,036.26		11,549,989.45	17,519,262.45	29,069,251.90	601.00