



## WMO OMM

World Meteorological Organization  
Organisation météorologique mondiale  
Organización Meteorológica Mundial  
Всемирная метеорологическая организация  
المنظمة العالمية للأرصاد الجوية  
世界气象组织

### Secrétariat

7 bis, avenue de la Paix – Case postale 2300  
CH 1211 Genève 2 – Suisse  
Tél.: +41 (0) 22 730 81 11  
Fax: +41 (0) 22 730 81 81  
wmo@wmo.int – public.wmo.int

Ref.: 17984/2023-15 GS

Our ref.: 17984/2023/GS/FIN

25 August 2023

Annex: 1

Subject: Report of the World Meteorological Organization (WMO) Second Quarter 2023  
Financial Situation

Dear Sir/Madam,

In [Resolution 14 \(EC-72\)](#) - Financial Statements of the World Meteorological Organization for the year 2019, the Executive Council requested the Secretary-General to “develop relevant quarterly financial reporting to Members, including information on expenditures”. The attached document, the Second Quarter 2023 Report on the Financial Situation of WMO responds to this request. The report contains an analysis of the status of Members’ contributions as at 30 June 2023 and an analysis of the expenditures against the Regular Budget through the second quarter of 2023.

I welcome your comments on this initiative and all questions can be directed to Dr Wenjian Zhang ([wzhang@wmo.int](mailto:wzhang@wmo.int)), the Assistant Secretary-General, with copy to Mr Brian Cover, ([bcover@wmo.int](mailto:bcover@wmo.int)), Chief, Finance Section.

Further reporting will be done on a quarterly basis to update Members on the financial situation of WMO throughout the year.

Yours faithfully,

Prof. Petteri Taalas  
Secretary-General

To: Permanent Representatives of Members with WMO

cc: Hydrological Advisers



## WMO OMM

World Meteorological Organization  
 Organisation météorologique mondiale  
 Organización Meteorológica Mundial  
 Всемирная метеорологическая организация  
 المنظمة العالمية للأرصاد الجوية  
 世界气象组织

### Secrétariat

7 bis, avenue de la Paix – Case postale 2300  
 CH 1211 Genève 2 – Suisse  
 Tél.: +41 (0) 22 730 81 11  
 Fax: +41 (0) 22 730 81 81  
 wmo@wmo.int – public.wmo.int

Our ref.: 17251/2023/GS/FIN

25 August 2023

## SECOND QUARTER 2023 REPORT ON THE FINANCIAL SITUATION OF WMO

This document presents updated information on the financial situation of the World Meteorological Organization (WMO) as of 30 June 2023, with particular emphasis on the status of contributions to the Regular Budget as well as the status of expenditures against the Regular Budget.

The payment pattern of assessed contributions through the second quarter of 2023 remained strong with payments of contributions during the first half of the year, including advance payments received in the prior year, being only slightly lower (CHF 0.4 million) than through the second quarter of 2022. The level of outstanding assessed contributions as of 30 June 2023 totalled CHF 42.2 million, CHF 3.7 million higher than at the end of the second quarter of 2022. Additionally, Members should take note that the total outstanding assessed contributions as of 30 June 2023 represents approximately 62% of the 2023 Regular Budget Assessment.

The General Fund remains in a solid cash position at the end of June 2023 at CHF 32.4 million; however, this amount is lower by CHF 11.2 million than at the end of June 2022 due to the increase in implementation activities, including travel and meeting related activities, which resumed in the second half of 2022. The cash position of the General Fund at the end of June 2023 was sufficient to meet the operational needs of WMO for approximately five months.

At the end of June 2023, the level of actual expenditures and obligations represents 56.6% of the total 2023 approved budget, which is driven by strong levels of implementation of activities planned for 2023 and the implementation of activities deferred from the 2020–2022 financial years, in line with the 2023 allocation of carry-over funds. The strong level of implementation also includes the impact of obligations related to some annual contracts in the area of IT and building management and an increase of travel and meeting activity following reduced COVID-19 pandemic restrictions. There is a lower level of expenditures for staff costs (47.3%), resulting from some outstanding vacant positions. This lower level of staff costs is compensated by a higher than planned level of expenditures for short-term staff to support vacancies that together with consultants' costs (mainly related to implementation of deferred activities) are totalling 139.3% of the planned budget for this expenditure category. The level of travel represents 82.0% of the planned budget which was originally based in a pandemic context, showing a return to normal in this area. The fellowship category of expenditure is on track at 46.2% and the grant and financial contributions at 29.6% is expecting an increase during the second half of the year. The level of expenditures for contractual and operating expenses during 2023 sits during the second quarter at 83.0% due to the annual nature of contracts in IT and building areas.

## A. General Fund Financial Situation

Under [Financial Regulation 8.4](#) (*Basic documents No. 1* (WMO-No. 15)), Members were obliged to pay 2023 assessed contributions to the Regular Budget and the advances to the Working Capital Fund on 1 January 2023. Members that have not done so are urged to ensure payment of their 2023 assessed contributions to the Regular Budget, as well as any assessed contributions in arrears and outstanding advances to the Working Capital Fund as soon as possible. The timely payment of assessed contributions is critical to the sound financial basis necessary for the optimum implementation of planned activities to deliver the approved Strategic Plan and the governance reform.

### Status of Assessed Contributions

In accordance with [Resolution 32 \(EC-73\)](#) - Budget for the biennium 2022–2023, and [Financial Regulation 8.2](#), the total assessed contributions for 2023 were equal to one half of the budget of CHF 135.8 million that was approved by the Executive Council for the 2022–2023 biennium. WMO Members were, therefore, assessed CHF 67.9 million in aggregate for 2023. As of 30 June 2023, WMO Members had made payments against the 2023 assessment totalling CHF 41.4 million, which represents a rate of collection for 2023 of 61%, compared to 64% as of 30 June 2022.

In addition to the 2023 assessed contribution, WMO began 2023 with outstanding assessed contributions from 2022 and prior years amounting to CHF 34.1 million, which was CHF 3.3 million higher than at the beginning of 2022. Members made payments in 2023 to date against 2022 and prior year assessments of CHF 18.3 million, bringing the balance of the arrears on 30 June 2023 to CHF 15.7 million, CHF 1.9 million higher than the outstanding arrears on 30 June 2022.

The total outstanding balance of assessed contributions as of 30 June 2023 was CHF 42.2 million, an increase in the outstanding assessed contributions of CHF 3.7 million as compared to 30 June 2022. The amount of outstanding assessed contributions on 30 June 2023 represents 62% of the total 2023 Regular Budget assessment. The delays in the payment of assessed contributions by Members puts significant pressure on the General Fund cash resources to meet its financial obligations.

**Table 1. Comparison of Collection of Assessed Contributions as of 30 June**

	<i>(in thousands of Swiss francs)</i>							
	2023	%	2022	%	2021	%	2020	
Contributions outstanding as of 1 January								
Arrears	34,069		30,761		25,174		28,375	
Assessment for current year	67,886		67,886		67,886		67,886	
Advance contributions received	(6,712)	10	(10,036)	15	(9,487)	14	(9,200)	14
Total outstanding as of 1 January	<u>95,243</u>		<u>88,611</u>		<u>83,573</u>		<u>87,061</u>	
Contributions received as of 30 June								
Applied to arrears	18,342	54	16,988	55	12,167	48	13,141	46
Applied to current year assessments	<u>34,724</u>	51	<u>33,116</u>	49	<u>26,161</u>	39	<u>24,827</u>	36
Total received as of 30 June	<u>53,066</u>	59	<u>50,104</u>	57	<u>38,328</u>	46	<u>37,968</u>	44
Contributions outstanding as of 30 June								
Arrears	15,727	46	13,773	45	13,007	52	15,234	54
For current year	<u>26,450</u>	39	<u>24,734</u>	36	<u>32,238</u>	47	<u>33,859</u>	50
Total outstanding as of 30 June	<u>42,177</u>	41	<u>38,507</u>	43	<u>45,245</u>	54	<u>49,093</u>	56

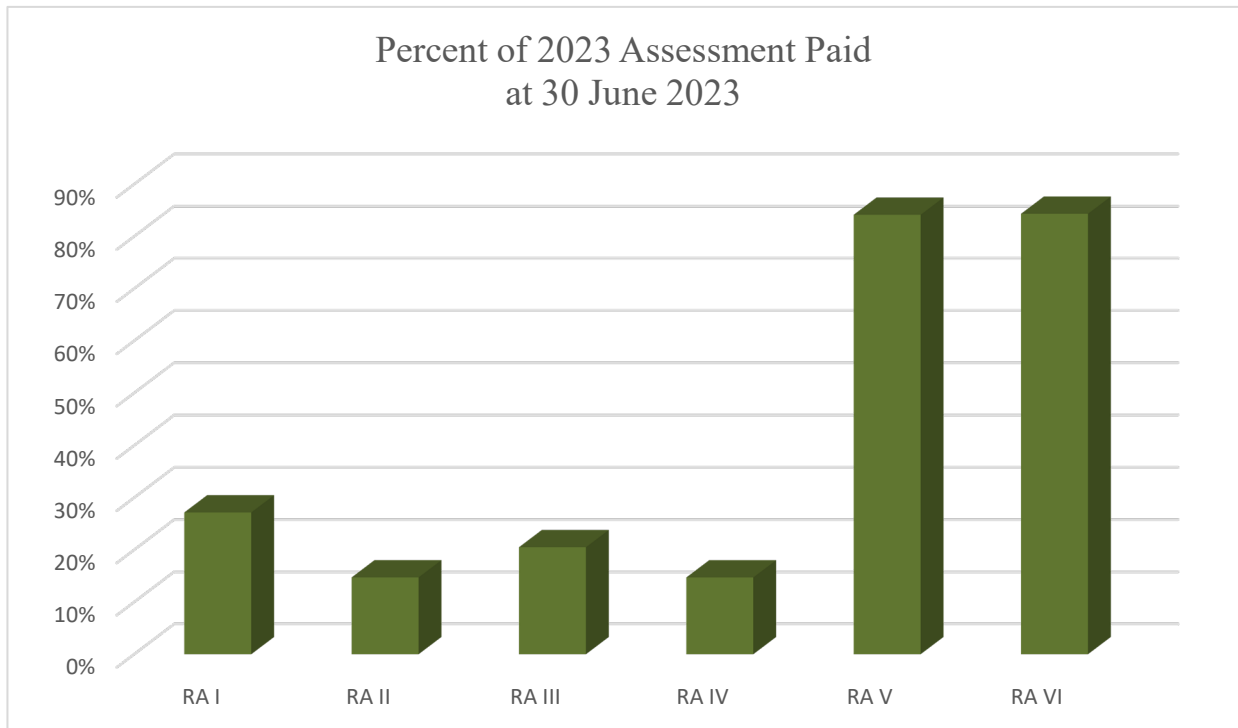
**Table 2. Comparison of Members' payment status as of 30 June**

	2023	2022	2021	2020
Members fully paid	86	94	79	82
Members owing for current year only	47	36	45	49
Members owing for current and prior years	60	63	69	62

Ref.: I7251/2023-1465

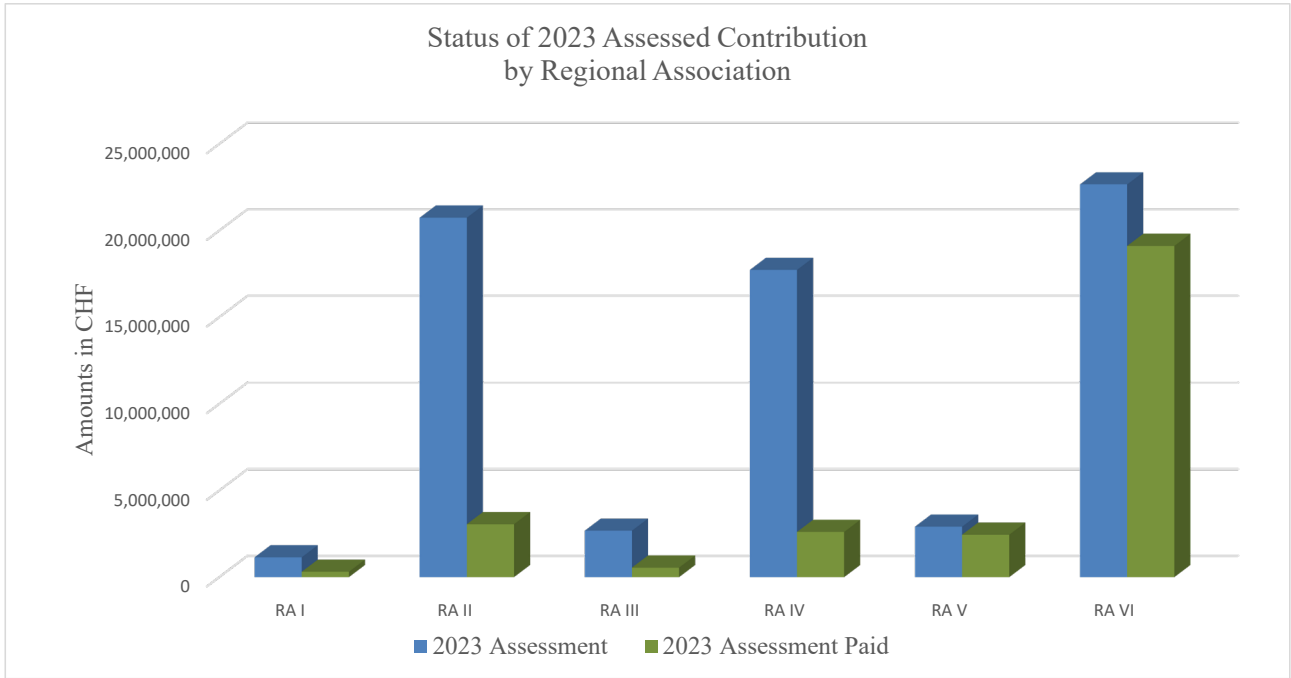
**Regional Analysis of Outstanding Assessments**

The following graph shows the percentage of the total assessment for each WMO Region that had been paid by the Members of each WMO Region as of 30 June 2023.

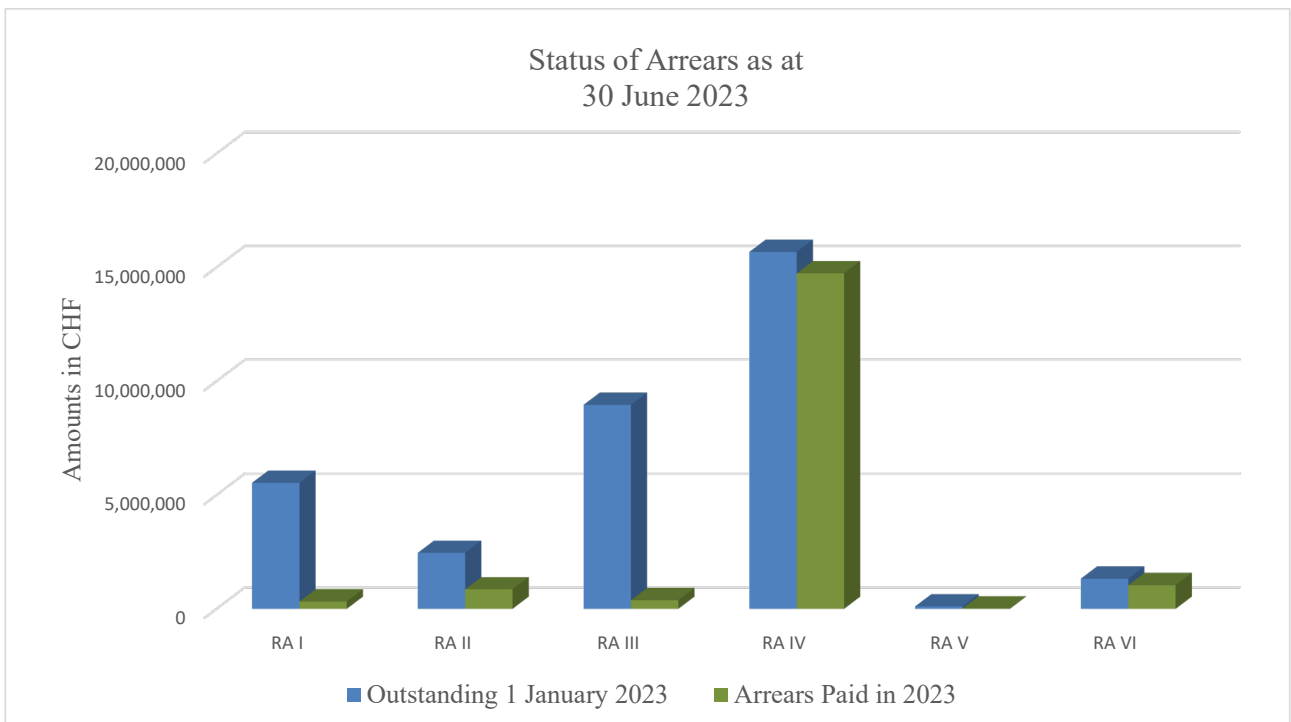


The following graph shows the distribution of the 2023 assessment and the amounts of such assessment paid by 30 June 2023, based upon the grouping of WMO Members by region.

Ref.: I7251/2023-1465



The following graph shows the distribution of the amounts of arrears on 1 January 2023 and the amounts of payments against such arrears by 30 June 2023, based upon the grouping of WMO Members by region.



## Status of Voting Rights

Any Member in arrears for more than two consecutive years is subject to the provisions of [Resolution 37 \(Cg-XI\)](#) – Suspension of Members for failure to meet financial obligations, and are deprived of its voting and other rights. Historically approximately 15% of WMO Members have voting rights suspended pursuant to this resolution. As of 30 June, the number of Members without voting rights at WMO was as follows:

**Table 3. Members having lost voting rights as of 30 June**

	2023	2022	2021	2020
Members having lost voting rights	28	32	35	30

In accordance with Financial Regulation 8.8, special arrangements as established by Congress concerning the repayment of long-outstanding contributions may be concluded with any Member in arrears for more than four years on the date of entry into force of such arrangements. Currently one Member has concluded and complied with such a repayment agreement permitting a waiver of [Resolution 37 \(Cg-XI\)](#) and permitting voting rights. One Member who had previously concluded a repayment agreement has not complied and is, therefore, currently deprived of voting rights as of 30 June 2023.

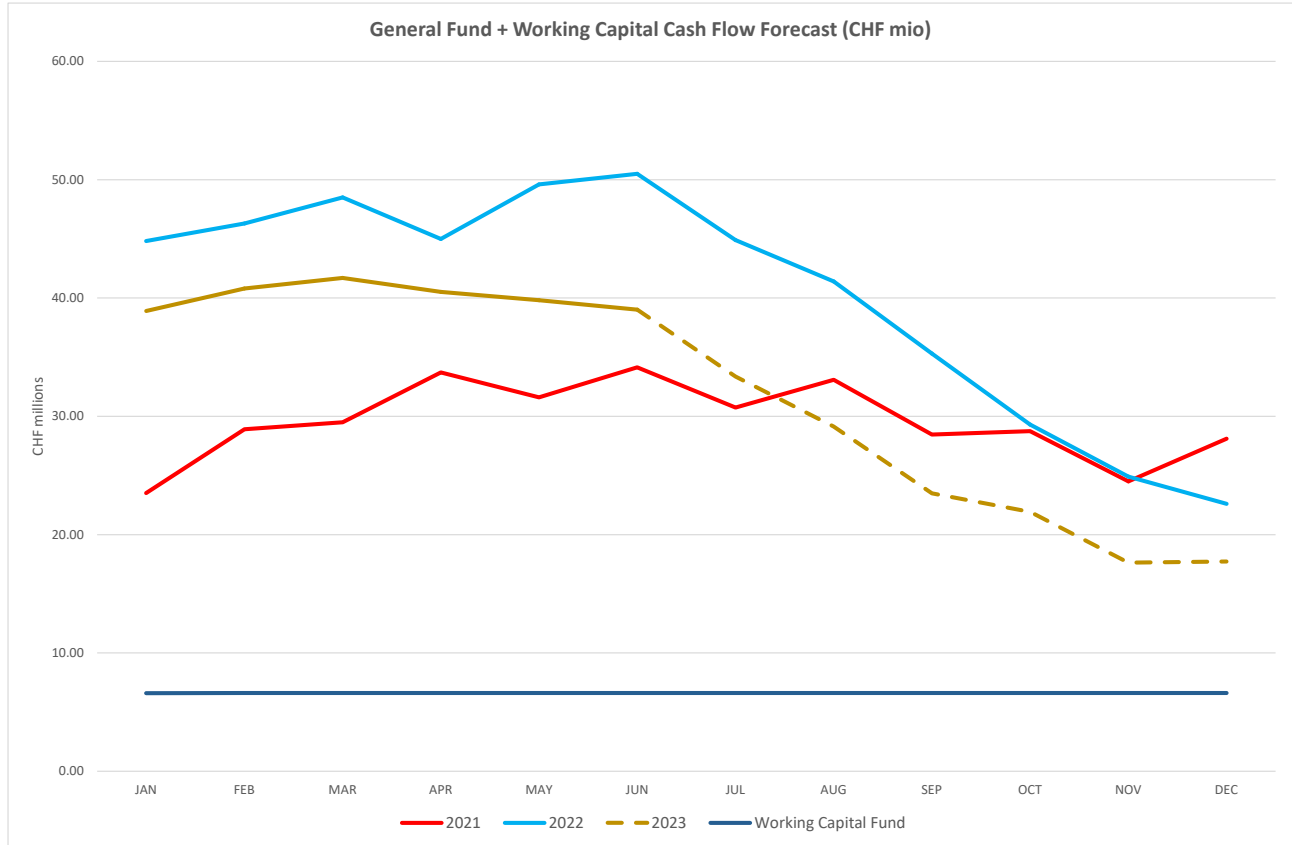
## Detailed Tables

The annexed report "Statement Showing Status of Contributions as of 30 June 2023" provides details by Members regarding amounts due at the beginning of 2023, 2023 assessments, payments received during 2023, outstanding amounts for 2023 and prior years, and outstanding advances to the Working Capital Fund.

## Liquidity Position of the General Fund

The table below shows the actual cash position for each month of 2021, 2022 and 2023. As can be seen from the graph, the total cash balance of the General Fund plus the Working Capital Fund on 30 June 2023 was approximately CHF 39.0 million. This is comprised of CHF 32.4 million in the General Fund and CHF 6.6 million in the Working Capital Fund.

Ref.: I7251/2023-14 GS



The decrease in the cash balance of the General Fund from CHF 43.6 million on 30 June 2022 to CHF 32.4 million on 30 June 2023, is due primarily to an increased level of payments during the second half of 2022 and beginning of 2023 as many deferred activities are being implemented following the reduction in COVID-19 related restrictions on travel and other activities.

The CHF 32.4 million of General Fund cash on 30 June 2023 is sufficient to meet the operational needs of the General Fund for approximately five months while the CHF 6.6 million in the Working Capital Fund would, if necessary, be available to provide slightly more than one additional month of operational liquidity.

**B. Regular Budget Expenditures up to and including 30 June 2023**

Table 4 below shows the 2023 Regular Budget by object of expenditure and the percentage of the Regular Budget the expenditures represent. The expenditure amounts include both actual expenditures and obligated amounts recognized up to and including 30 June 2023 (in thousands of Swiss francs) and includes expenditures related to the approved use of unspent 2020–2022 budgetary appropriations in 2023.

**Table 4. Budget and Expenditure by Object of Expenditure on 30 June 2023**

Object of Expenditure	2023 Budget	Expenditures through 30 June 2023	As a % of budget
(a) Staff costs	49,727.5	23,520.3	47.3%
(b) Short-Term Staff and Consultants	2,579.4	3,593.5	139.3%
(c) Travel	3,095.3	2,538.5	82.0%
(d) Fellowships and Training	1,169.0	540.4	46.2%
(e) Grants and Financial Contributions	2,631.1	779.8	29.6%
(f) Contractual and Operating Expenses	7,236.5	6,009.5	83.0%
(g) HQ Building Loan Repayment	1,477.3	1,477.3	100.0%
<b>TOTAL</b>	<b>67 916.1</b>	<b>38 459.3</b>	<b>56.6%</b>

Below is a summary analysis for each of the objects of expenditure:

**Staff costs:** Staff costs at the end of the second quarter of 2023 represent 47.3% of the budget for this line item. Some vacancies are still under recruitment through 2023, which will contribute to increase the staff cost to the level of the budget by the end of 2023.

**Short-Term Staff and Consultants:** The 139.3% rate of implementation exceeds the amount planned at the end of June 2023 but is explained by the utilization of short-term staff for specific activities and to compensate for programmatic needs while staff recruitments are in process. Short-term staff and consultants are also being utilized as a critical element to support the implementation of previously deferred activities. The fact that short-term and consultant obligations for 2023 are included also explains the current level of expenditures.

**Travel:** The budget for travel in 2023 was adopted considering a continuing impact of the COVID-19 pandemic, particularly with respect to the reduction of Secretariat travel and an expected moderate increase of face-to-face meetings as compared to actual expenditures incurred in 2020 through 2022. The current level of implementation amounting to 82.0% of the total expected travel expenditure for 2023 represents a restart of travel activities in a post-COVID environment impacting all programmatic areas. In this context, the Secretariat continues to implement activities via virtual or hybrid meetings, where appropriate, and to use implementing partners and consultants to ensure the implementation of key activities of the Organization. Travel for experts to attend WMO meetings represents approximately 55% of the travel expenditures through 30 June 2023.

**Fellowships and Training:** The budget level of the fellowship and training expenditure at 46.2% is explained by the starting of the initiation of many of the fellowship and training activities, influenced by the educational calendar periods during the second half of the year.

**Grants and Financial Contributions:** The level of expenditure in this area amounts to 29.6%, noting that this object of expenditure is traditionally largely consumed at a later phase of project implementation during the second half of the year.

**Contractual and Operating Expenses:** Expenditures for contractual and operating expenditures are at 83.0% of the 2023 annual budget. This moderately high level of implementation is a result of the obligation for expenditures related to annual-based contracts in the area of IT and building operations. In addition, an excess in this object of expenditure as compared to the original 2023 budget is expected due to the engagement of resources in the implementation of the critical building infrastructure projects and cost related to the new ERP project, which are to be funded from the carry-over of the 2020–2022 funds as approved by Executive Council and Congress.

**HQ Building Loan Repayment:** The repayment of the building loan for the WMO Headquarters building was reserved as an obligation in April 2023 and will be paid in the third quarter of 2023, in line with prior years' practice.

Other general considerations

1. *Impact of the COVID-19 pandemic*

The approved budget 2022–2023 was prepared and approved in the context of the COVID-19 pandemic, considering the planned implementation modalities of the operating plan in this context and the related expected impact on the planned expenditure by object. At the end of June 2023, in line with reduced impact of COVID-19 on implementation, the expenditure patterns are returning to a normalized level more comparable with the pre-pandemic context. The increased level of travel expenditures resulting from an increase in face-to-face and hybrid meetings continued through the second quarter of 2023 and is expected to be maintained during the remainder of 2023. This increase is also combined with the additional contractual expenses which support the facilitation of a larger number of online meetings, including the provision of increased services of interpretation, which resulted in a higher level of implementation in this area. The category of fellowships and training, which had also been exposed to COVID-19 restrictions around the world, is experiencing an increase as compared to the identical period of the prior year, and continues to be supported by the Secretariat by putting in place additional measures such as the promotion of group fellowship training in collaboration with the WMO Regional Training Centres, with a view to ensuring effective implementation of its mandate.

2. *Utilization of 2020–2022 underspend*

The total unspent balance from the 2020–2022 period amounted to CHF 10.8 million. This amount is planned to be consumed during 2023, through the implementation of a significant level of programmatic activities that were deferred from the 2020–2022 financial periods. In addition, a portion of the underspend is expected to be utilized through the implementation of critical infrastructure investments as approved in [Resolution 32 \(EC-73\)](#) – Budget for the biennium 2022–2023. These investments include addressing critical building needs, investment in the LAN infrastructure at HQ and the ERP upgrade project. The 2023 budget amounts shown in **Table 4** and **Table 5** do not include those additional carry-over funds that will be reported in the expenditure column as such amounts are expended during 2023.

**Table 5** below shows the 2023 budget and expenditures through 30 June 2023 by long-term goal (LTG) and Budget Part (in thousands of Swiss francs).

**Table 5. Budget and Expenditure by Budget Part on 30 June 2023**

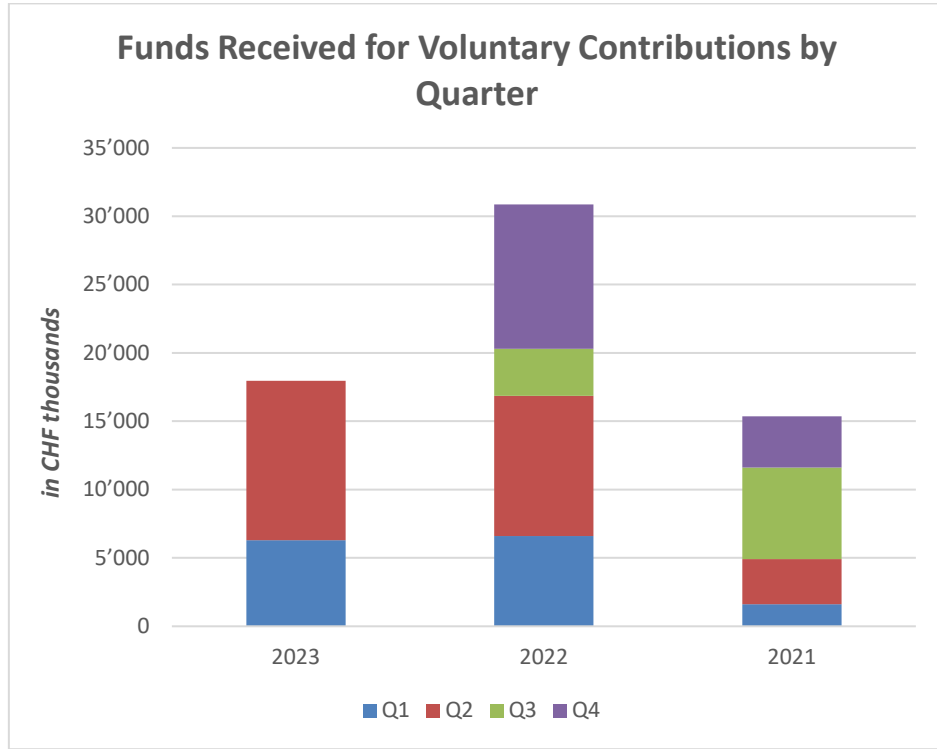
Appropriation Parts	2023 Budget	Expenditures through 30 June 2023	As a % of budget
Part I. LTG 1. Better serve societal needs	16,008.5	8,895.1	55.6%
Part II. LTG 2. Enhance Earth system observations and predictions	11,889.1	6,258.6	52.6%
Part III. LTG 3. Advance targeted research	6,532.9	3,923.2	60.1%
Part IV. LTG 4. Close the capacity gap	13,494.7	7,687.4	57.0%
Part V. LTG 5 Strategic realignment of WMO structure and programmes	715.5	769.7	51.7%
Part VI. Policy-Making Organs, Executive Management and Oversight	9,970.2	5,976.4	59.9%
Part VII. Language Services	9,305.2	4,948.9	53.2%
<b>Total</b>	<b>67,916.1</b>	<b>38 459.3</b>	<b>56.6%</b>

As can be seen from Table 5, the level of implementation across the appropriation parts is generally well balanced and represents an overall implementation rate of 56.6%. The Budget Parts exceeding the planned 2023 budget above 50% is explained by the use of 2020-2022 carry-over funds into 2023 to implement postponed programmatic activities.

**C. Receipt of Voluntary Contributions**

The following chart includes a summary of the funds received under voluntary contributions during 2021, 2022 and the first two quarters of 2023. As can be seen from the chart, the funds received by WMO for voluntary contributions has remained strong in 2023, totalling CHF 18.0 million for the first two quarters of 2023. By way of comparison, total funds received by WMO for voluntary contributions in the first two quarters of 2022 amounted to CHF 16.9 million. The increasing trend shows the continued strong level of contributions to WMO by Members and other donors for activities providing additional support to implement the Strategic and Operating Plan as well as for technical cooperation and capacity development.

Ref.: I7251/2023-1.4 GS



## ANNEX, p. 11

**GENERAL FUND**  
**STATEMENT SHOWING STATUS OF CONTRIBUTIONS AS AT 30 June 2023**  
(Amounts expressed in Swiss Francs)

Member	Due at 1 January			Contributions paid			Current Arrears				Due to Working Capital Fund
	Oldest Year	Past Years	2023	Past Years	2023	Total	Oldest Year	Past Years	2023	Total	
Afghanistan	2021	27,154.44	13,577.22	-	-	-	2021	27,154.44	13,577.22	40,731.66	-
Albania	-	-	13,577.22	-	13,577.22	13,577.22	-	-	-	-	-
Algeria	2022	95,040.54	74,674.71	95,040.54	74,674.71	169,715.25	-	-	-	-	-
Andorra	2022	12,180.04	13,577.22	12,180.04	-	12,180.04	2023	-	13,577.22	13,577.22	-
Angola	-	-	13,577.22	-	13,577.22	13,577.22	-	-	-	-	-
Antigua and Barbuda	2018	65,754.57	13,577.22	-	-	-	2018	65,754.57	13,577.22	79,331.79	-
Argentina	2022	604,135.39	481,991.31	-	-	-	2022	604,135.39	481,991.31	1,086,126.70	-
Armenia	-	-	13,577.22	-	13,577.22	13,577.22	-	-	-	-	-
Australia	-	-	1,412,030.88	-	1,412,030.88	1,412,030.88	-	-	-	-	-
Austria	-	-	454,836.87	-	454,836.87	454,836.87	-	-	-	-	-
Azerbaijan	-	-	20,365.83	-	20,365.83	20,365.83	-	-	-	-	-
Bahamas	-	-	13,577.22	-	-	-	2023	-	13,577.22	13,577.22	-
Bahrain	-	-	33,943.05	-	33,943.05	33,943.05	-	-	-	-	-
Bangladesh	-	-	13,577.22	-	13,577.22	13,577.22	-	-	-	-	-
Barbados	-	-	13,577.22	-	13,577.22	13,577.22	-	-	-	-	-
Belarus	-	-	27,154.44	-	-	-	2023	-	27,154.44	27,154.44	-
Belgium	-	-	556,666.02	-	-	-	2023	-	556,666.02	556,666.02	-
Belize	2021	27,154.44	13,577.22	-	-	-	2021	27,154.44	13,577.22	40,731.66	-
Benin	2021	27,154.44	13,577.22	27,154.44	13,016.14	40,170.58	2023	-	561.08	561.08	-
Bhutan	-	-	13,577.22	-	13,577.22	13,577.22	-	-	-	-	-
Bolivia	1985	483,970.70	13,577.22	-	-	-	1985	483,970.70	13,577.22	497,547.92	-
Bosnia and Herzegovina	-	-	13,577.22	-	13,577.22	13,577.22	-	-	-	-	-
Botswana	-	-	13,577.22	-	-	-	2023	-	13,577.22	13,577.22	-
Brazil	2020	4,306,256.23	1,350,933.39	368,862.43	-	368,862.43	2021	3,937,393.80	1,350,933.39	5,288,327.19	-
British Caribbean Territories	-	-	13,577.22	-	13,577.22	13,577.22	-	-	-	-	-
Brunei Darussalam	-	-	13,577.22	-	13,577.22	13,577.22	-	-	-	-	-
Bulgaria	-	-	33,943.05	-	33,943.05	33,943.05	-	-	-	-	-
Burkina Faso	-	-	13,577.22	-	13,577.22	13,577.22	-	-	-	-	-
Burundi	2016	84,443.77	13,577.22	43,712.11	13,577.22	43,712.11	2020	40,731.66	13,577.22	54,308.88	-
Cabo Verde	-	-	13,577.22	-	13,577.22	13,577.22	-	-	-	-	-
Cambodia	2022	12,458.74	13,577.22	12,458.74	1,118.48	13,577.22	2023	-	12,458.74	12,458.74	-
Cameroon	2018	54,450.86	13,577.22	54,450.86	2,947.03	57,397.89	2023	-	10,630.19	10,630.19	-
Canada	-	-	1,758,249.99	-	1,758,249.99	1,758,249.99	-	-	-	-	-
Central African Republic	1983	465,572.38	13,577.22	-	-	-	1983	465,572.38	13,577.22	479,149.60	-
Chad	2007	207,452.66	13,577.22	-	-	-	2007	207,452.66	13,577.22	221,029.88	-
Chile	-	-	278,333.01	-	278,333.01	278,333.01	-	-	-	-	-
China	-	-	10,203,280.83	-	5,100,000.00	5,100,000.00	2023	-	5,103,280.83	5,103,280.83	-
Colombia	-	-	162,926.64	-	162,926.64	162,926.64	-	-	-	-	-

Ref.: I7251/2023-1.4 GS

## ANNEX, p. 12

## GENERAL FUND

## STATEMENT SHOWING STATUS OF CONTRIBUTIONS AS AT 30 June 2023

(Amounts expressed in Swiss Francs)

Member	Due at 1 January			Contributions paid			Current Arrears				Due to Working Capital Fund
	Oldest Year	Past Years	2023	Past Years	2023	Total	Oldest Year	Past Years	2023	Total	
Comoros	1991	400,727.78	13,577.22	-	-	-	1991	400,727.78	13,577.22	414,305.00	-
Congo	2016	84,022.96	13,577.22	-	-	-	2016	84,022.96	13,577.22	97,600.18	-
Cook Islands	-	-	13,577.22	-	13,577.22	13,577.22	-	-	-	-	-
Costa Rica	2021	53,132.26	47,520.27	-	-	-	2021	53,132.26	47,520.27	100,652.53	-
Côte d'Ivoire	-	-	13,577.22	-	13,577.22	13,577.22	-	-	-	-	-
Croatia	-	-	61,097.49	-	61,097.49	61,097.49	-	-	-	-	-
Cuba	2017	277,072.03	61,097.49	-	-	-	2017	277,072.03	61,097.49	338,169.52	-
Curacao & Sint Maarten	2022	12,937.01	13,577.22	12,937.01	640.21	13,577.22	2023	-	12,937.01	12,937.01	-
Cyprus	-	-	20,365.83	-	20,365.83	20,365.83	-	-	-	-	-
Czech Republic	-	-	224,024.13	-	224,024.13	224,024.13	-	-	-	-	-
Democratic People's Republic of Korea	-	-	13,577.22	-	-	-	2023	-	13,577.22	13,577.22	-
Democratic Republic of The Congo	1988	427,903.16	13,577.22	-	-	-	1988	427,903.16	13,577.22	441,480.38	-
Denmark	-	-	366,584.94	-	-	-	2023	-	366,584.94	366,584.94	-
Djibouti	2019	40,930.81	13,577.22	-	-	-	2019	40,930.81	13,577.22	54,508.03	-
Dominica	2010	168,467.40	13,577.22	-	-	-	2010	168,467.40	13,577.22	182,044.62	-
Dominican Republic	2021	46,897.33	47,520.27	39,002.50	-	39,002.50	2021	7,894.83	47,520.27	55,415.10	-
Ecuador	2022	7,237.99	54,308.88	-	-	-	2022	7,237.99	54,308.88	61,546.87	-
Egypt	2022	122,194.98	95,040.54	-	-	-	2022	122,194.98	95,040.54	217,235.52	-
El Salvador	2003	258,450.29	13,577.22	-	-	-	2003	258,450.29	13,577.22	272,027.51	-
Eritrea	-	-	13,577.22	-	13,001.20	13,001.20	2023	-	576.02	576.02	-
Estonia	-	-	27,154.44	-	27,154.44	27,154.44	-	-	-	-	-
Eswatini	-	-	13,577.22	-	13,577.22	13,577.22	-	-	-	-	-
Ethiopia	2021	27,154.44	13,577.22	27,154.44	13,577.22	40,731.66	-	-	-	-	-
Fiji	-	-	13,577.22	-	13,577.22	13,577.22	-	-	-	-	-
Finland	-	-	278,333.01	-	278,333.01	278,333.01	-	-	-	-	-
France	-	-	2,885,159.25	-	2,885,159.25	2,885,159.25	-	-	-	-	-
French Polynesia	-	-	13,577.22	-	13,577.22	13,577.22	-	-	-	-	-
Gabon	2005	226,528.53	13,577.22	-	-	-	2005	226,528.53	13,577.22	240,105.75	-
Gambia	2021	13,845.22	13,577.22	13,845.22	13,577.22	27,422.44	-	-	-	-	-
Georgia	-	-	13,577.22	-	13,577.22	13,577.22	-	-	-	-	-
Germany	-	-	4,086,743.22	-	4,086,743.22	4,086,743.22	-	-	-	-	-
Ghana	2018	66,664.18	13,577.22	43,678.68	-	43,678.68	2021	22,985.50	13,577.22	36,562.72	-
Greece	-	-	217,235.52	-	217,235.52	217,235.52	-	-	-	-	-
Guatemala	-	-	27,154.44	-	-	-	2023	-	27,154.44	27,154.44	-
Guinea	2018	55,847.05	13,577.22	-	-	-	2018	55,847.05	13,577.22	69,424.27	-
Guinea-Bissau	1997	333,086.86	13,577.22	-	-	-	1997	333,086.86	13,577.22	346,664.08	-
Guyana	-	-	13,577.22	-	13,577.22	13,577.22	-	-	-	-	-
Haiti	-	-	13,577.22	-	8,689.96	8,689.96	2023	-	4,887.26	4,887.26	-

Ref.: 17251/2023-1465

## ANNEX, p. 13

## GENERAL FUND

## STATEMENT SHOWING STATUS OF CONTRIBUTIONS AS AT 30 June 2023

(Amounts expressed in Swiss Francs)

Member	Due at 1 January			Contributions paid			Current Arrears				Due to Working Capital Fund
	Oldest Year	Past Years	2023	Past Years	2023	Total	Oldest Year	Past Years	2023	Total	
Honduras	2020	27,639.90	13,577.22	15,098.28		15,098.28	2022	12,541.62	13,577.22	26,118.84	-
Hong Kong, China	-	-	13,577.22	-	13,577.22	13,577.22	-	-	-	-	-
Hungary	-	-	149,349.42	-	149,349.42	149,349.42	-	-	-	-	-
Iceland	2022	20,365.83	20,365.83	-	-	-	2022	20,365.83	20,365.83	40,731.66	-
India	-	-	699,226.83	-	681,833.00	681,833.00	2023	-	17,393.83	17,393.83	-
Indonesia	-	-	366,584.94	-	-	-	2023	-	366,584.94	366,584.94	-
Iran, Islamic Republic of	2019	1,073,499.44	251,178.57	552,000.00		552,000.00	2021	521,499.44	251,178.57	772,678.01	-
Iraq	-	-	88,251.93	-	88,251.93	88,251.93	-	-	-	-	-
Ireland	-	-	291,910.23	-	291,910.23	291,910.23	-	-	-	-	-
Israel	-	-	373,373.55	-	-	-	2023	-	373,373.55	373,373.55	-
Italy	-	-	2,131,623.54	-	2,131,623.54	2,131,623.54	-	-	-	-	-
Jamaica	-	-	13,577.22	-	-	-	2023	-	13,577.22	13,577.22	-
Japan	-	-	5,376,579.12	-	5,376,579.12	5,376,579.12	-	-	-	-	-
Jordan	2022	13,577.22	13,577.22	13,577.22		27,154.44	-	-	-	-	-
Kazakhstan	-	-	88,251.93	-	88,251.93	88,251.93	-	-	-	-	-
Kenya	2022	13,577.22	20,365.83	13,577.22	20,365.83	33,943.05	-	-	-	-	-
Kuwait	2022	169,715.25	156,138.03	-	-	-	2022	169,715.25	156,138.03	325,853.28	-
Kyrgyz Republic	2013	131,655.07	13,577.22	13,577.22		13,577.22	2014	118,077.85	13,577.22	131,655.07	-
Lao People's Democratic Republic	-	-	13,577.22	-	13,577.22	13,577.22	-	-	-	-	-
Latvia	-	-	33,943.05	-	33,889.56	33,889.56	2023	-	53.49	53.49	-
Lebanon	2021	67,886.10	20,365.83	-	-	-	2021	67,886.10	20,365.83	88,251.93	-
Lesotho	2022	13,577.22	13,577.22	-	-	-	2022	13,577.22	13,577.22	27,154.44	-
Liberia	1980	499,156.66	13,577.22	-	-	-	1980	499,156.66	13,577.22	512,733.88	300.50
Libya	2017	220,830.08	13,577.22	20,366.00		20,366.00	2018	200,464.08	13,577.22	214,041.30	-
Lithuania	-	-	54,308.88	-	54,308.88	54,308.88	-	-	-	-	-
Luxembourg	-	-	47,520.27	-	47,520.27	47,520.27	-	-	-	-	-
Macao, China	-	-	13,577.22	-	13,577.22	13,577.22	-	-	-	-	-
Madagascar	-	-	13,577.22	-	13,577.22	13,577.22	-	-	-	-	-
Malawi	2009	177,144.55	13,577.22	-	-	-	2009	177,144.55	13,577.22	190,721.77	-
Malaysia	-	-	230,812.74	-	230,812.74	230,812.74	-	-	-	-	-
Maldives	-	-	13,577.22	-	-	-	2023	-	13,577.22	13,577.22	-
Mali	-	-	13,577.22	-	13,577.22	13,577.22	-	-	-	-	-
Malta	-	-	13,577.22	-	-	-	2023	-	13,577.22	13,577.22	-
Mauritania	-	-	13,577.22	-	13,577.22	13,577.22	-	-	-	-	-
Mauritius	-	-	13,577.22	-	13,577.22	13,577.22	-	-	-	-	-
Mexico	-	-	814,633.20	-	814,633.20	814,633.20	-	-	-	-	-
Micronesia, Federated States of	2021	24,955.41	13,577.22	13,648.08		13,648.08	2022	11,307.33	13,577.22	24,884.55	-
Monaco	-	-	13,577.22	-	13,577.22	13,577.22	-	-	-	-	-

Ref.: 17251/2023-1465

## ANNEX, p. 14

## GENERAL FUND

## STATEMENT SHOWING STATUS OF CONTRIBUTIONS AS AT 30 June 2023

(Amounts expressed in Swiss Francs)

Member	Due at 1 January			Contributions paid			Current Arrears				Due to Working Capital Fund
	Oldest Year	Past Years	2023	Past Years	2023	Total	Oldest Year	Past Years	2023	Total	
Mongolia	2021	27,154.44	13,577.22	26,502.98		26,502.98	2022	651.46	13,577.22	14,228.68	-
Montenegro	-	-	13,577.22	-	13,577.22	13,577.22	-	-	-	-	-
Morocco	-	-	33,943.05	-	-	-	2023	-	33,943.05	33,943.05	-
Mozambique	2021	14,188.18	13,577.22	-	-	-	2021	14,188.18	13,577.22	27,765.40	-
Myanmar	2022	93.54	13,577.22	-	-	-	2022	93.54	13,577.22	13,670.76	-
Namibia	-	-	13,577.22	-	13,577.22	13,577.22	-	-	-	-	-
Nauru	-	-	13,577.22	-	13,577.22	13,577.22	-	-	-	-	-
Nepal	2021	27,154.44	13,577.22	-	-	-	2021	27,154.44	13,577.22	40,731.66	-
Netherlands, Kingdom of the	-	-	923,250.96	-	923,250.96	923,250.96	-	-	-	-	-
New Caledonia	-	-	13,577.22	-	13,577.22	13,577.22	-	-	-	-	-
New Zealand	-	-	203,658.30	-	203,658.30	203,658.30	-	-	-	-	-
Nicaragua	2022	1,772.55	13,577.22	1,772.55	13,001.31	14,773.86	2023	-	575.91	575.91	-
Niger	2017	68,320.26	13,577.22	18,687.33		18,687.33	2019	49,632.93	13,577.22	63,210.15	-
Nigeria	2021	325,853.28	122,194.98	162,926.64		162,926.64	2022	162,926.64	122,194.98	285,121.62	-
Niue	-	-	13,577.22	-	-	-	2023	-	13,577.22	13,577.22	-
North Macedonia	-	-	13,577.22	-	-	-	2023	-	13,577.22	13,577.22	-
Norway	-	-	454,836.87	-	454,836.87	454,836.87	-	-	0.00	0.00	-
Oman	-	-	74,674.71	-	74,674.71	74,674.71	-	-	-	-	-
Pakistan	2022	24,374.84	74,674.71	-	-	-	2022	24,374.84	74,674.71	99,049.55	-
Panama	-	-	54,308.88	-	468.81	468.81	2023	-	53,840.07	53,840.07	-
Papua New Guinea	2019	53,697.92	13,577.22	-	-	-	2019	53,697.92	13,577.22	67,275.14	-
Paraguay	2022	13,577.22	20,365.83	13,577.22		13,577.22	2023	-	20,365.83	20,365.83	-
Peru	-	-	108,617.76	-	108,617.76	108,617.76	-	-	-	-	-
Philippines	-	-	142,560.81	-	142,560.81	142,560.81	-	-	-	-	-
Poland	-	-	556,666.02	-	556,666.02	556,666.02	-	-	0.00	0.00	-
Portugal	-	-	237,601.35	-	237,601.35	237,601.35	-	-	-	-	-
Qatar	-	-	176,503.86	-	176,503.86	176,503.86	-	-	-	-	-
Republic of Kiribati	-	-	13,577.22	-	13,577.22	13,577.22	-	-	-	-	-
Republic of Korea	2022	70,809.52	1,724,306.94	70,809.52	1,517,803.74	1,588,613.26	2023	-	206,503.20	206,503.20	-
Republic of Moldova	-	-	13,577.22	-	-	-	2023	-	13,577.22	13,577.22	-
Republic of Yemen	2015	94,120.62	13,577.22	-	-	-	2015	94,120.62	13,577.22	107,697.84	-
Romania	-	-	210,446.91	-	-	-	2023	-	210,446.91	210,446.91	-
Russian Federation	2022	1,040,345.00	1,255,892.85	1,040,345.00	821,589.98	1,861,934.98	2023	-	434,302.87	434,302.87	-
Rwanda	2020	40,731.66	13,577.22	-	-	-	2020	40,731.66	13,577.22	54,308.88	-
Saint Lucia	-	-	13,577.22	-	13,577.22	13,577.22	-	-	-	-	-
Samoa	-	-	13,577.22	-	13,577.22	13,577.22	-	-	-	-	-
Sao Tome and Principe	1992	386,468.05	13,577.22	-	-	-	1992	386,468.05	13,577.22	400,045.27	-
Saudi Arabia	2022	787,478.76	794,267.37	787,478.76	794,267.37	1,581,746.13	-	-	-	-	-

Ref.: 17251/2023-1465

## ANNEX, p. 15

## GENERAL FUND

## STATEMENT SHOWING STATUS OF CONTRIBUTIONS AS AT 30 June 2023

(Amounts expressed in Swiss Francs)

Member	Due at 1 January			Contributions paid			Current Arrears				Due to Working Capital Fund
	Oldest Year	Past Years	2023	Past Years	2023	Total	Oldest Year	Past Years	2023	Total	
Senegal	2021	15,767.72	13,577.22	-	-	-	2021	15,767.72	13,577.22	29,344.94	-
Serbia	-	-	20,365.83	-	20,365.83	20,365.83	-	-	-	-	-
Seychelles	-	-	13,577.22	-	13,577.22	13,577.22	-	-	-	-	-
Sierra Leone	1996	336,250.12	13,577.22	-	-	-	1996	336,250.12	13,577.22	349,827.34	-
Singapore	-	-	339,430.50	-	339,430.50	339,430.50	-	-	0.00	0.00	-
Slovakia	-	-	101,829.15	-	101,829.15	101,829.15	-	-	-	-	-
Slovenia	-	-	54,308.88	-	54,308.88	54,308.88	-	-	0.00	0.00	-
Solomon Islands	2021	27,154.44	13,577.22	13,577.22	-	13,577.22	2022	13,577.22	13,577.22	27,154.44	-
Somalia	1984	463,172.66	13,577.22	-	-	-	1984	463,172.66	13,577.22	476,749.88	300.50
South Africa	-	-	162,926.64	-	162,926.64	162,926.64	-	-	-	-	-
South Sudan	2015	107,025.67	13,577.22	-	-	-	2015	107,025.67	13,577.22	120,602.89	-
Spain	-	-	1,425,608.10	-	1,425,608.10	1,425,608.10	-	-	-	-	-
Sri Lanka	-	-	27,154.44	-	-	-	2023	-	27,154.44	27,154.44	-
Sudan	2022	12,492.40	13,577.22	-	-	-	2022	12,492.40	13,577.22	26,069.62	-
Suriname	2019	53,697.92	13,577.22	-	-	-	2019	53,697.92	13,577.22	67,275.14	-
Sweden	-	-	583,820.46	-	583,820.46	583,820.46	-	-	-	-	-
Switzerland	-	-	760,324.32	-	760,324.32	760,324.32	-	-	-	-	-
Syrian Arab Republic	2013	172,724.92	13,577.22	7,577.71	-	7,577.71	2013	165,147.21	13,577.22	178,724.43	-
Tajikistan	2021	15,050.75	13,577.22	-	-	-	2021	15,050.75	13,577.22	28,627.97	-
Thailand	-	-	244,389.96	-	244,389.96	244,389.96	-	-	-	-	-
Timor-Leste	-	-	13,577.22	-	12,558.20	12,558.20	2023	-	1,019.02	1,019.02	-
Togo	2021	27,154.44	13,577.22	-	-	-	2021	27,154.44	13,577.22	40,731.66	-
Tonga	-	-	13,577.22	-	13,577.22	13,577.22	-	-	-	-	-
Trinidad and Tobago	2022	27,154.44	27,154.44	27,154.44	-	27,154.44	2023	-	27,154.44	27,154.44	-
Tunisia	2022	20,365.83	13,577.22	20,365.83	-	20,365.83	2023	-	13,577.22	13,577.22	-
Türkiye	-	-	570,243.24	-	570,243.24	570,243.24	-	-	-	-	-
Turkmenistan	-	-	20,365.83	-	-	-	2023	-	20,365.83	20,365.83	-
Tuvalu	2022	1,539.89	13,577.22	-	-	-	2022	1,539.89	13,577.22	15,117.11	-
Uganda	-	-	13,577.22	-	5,355.74	5,355.74	2023	-	8,221.48	8,221.48	-
Ukraine	-	-	33,943.05	-	-	-	2023	-	33,943.05	33,943.05	-
United Arab Emirates	-	-	427,682.43	-	427,682.43	427,682.43	-	-	-	-	-
United Kingdom of Great Britain and Northern Ireland	-	-	2,932,679.52	-	2,932,679.52	2,932,679.52	-	-	-	-	-
United Republic of Tanzania	-	-	13,577.22	-	184.31	184.31	2023	-	13,392.91	13,392.91	-
United States of America	2022	14,710,917.87	14,717,706.48	14,710,917.87	-	14,710,917.87	2023	-	14,717,706.48	14,717,706.48	-
Uruguay	-	-	61,097.49	-	-	-	2023	-	61,097.49	61,097.49	-
Uzbekistan	-	-	20,365.83	-	-	-	2023	-	20,365.83	20,365.83	-
Vanuatu	-	-	13,577.22	-	13,577.22	13,577.22	-	-	-	-	-

Ref.: 17251/2023-1465

## GENERAL FUND

## STATEMENT SHOWING STATUS OF CONTRIBUTIONS AS AT 30 June 2023

(Amounts expressed in Swiss Francs)

Member	Due at 1 January			Contributions paid			Current Arrears				Due to Working Capital Fund
	Oldest Year	Past Years	2023	Past Years	2023	Total	Oldest Year	Past Years	2023	Total	
Venezuela	2014	3,491,879.15	122,194.98	-	-	-	2014	3,491,879.15	122,194.98	3,614,074.13	-
Viet Nam	-	0.00	61,097.49	-	61,097.49	61,097.49	-	-	-	-	-
Zambia	2019	45,711.39	13,577.22	34,858.21	-	34,858.21	2022	10,853.18	13,577.22	24,430.40	-
Zimbabwe	2021	15,128.84	13,577.22	13,540.31	-	13,540.31	2022	1,588.53	13,577.22	15,165.75	-
<b>TOTAL</b>		<b>34,069,188.16</b>	<b>67,886,100.00</b>	<b>18,342,412.62</b>	<b>41,435,977.79</b>	<b>59,778,390.41</b>		<b>15,726,775.54</b>	<b>26,450,122.21</b>	<b>42,176,897.75</b>	<b>601.00</b>