



WMO OMM

World Meteorological Organization
Organisation météorologique mondiale
Organización Meteorológica Mundial
Всемирная метеорологическая организация
المنظمة العالمية للأرصاد الجوية
世界气象组织

Secrétariat

7 bis, avenue de la Paix – Case postale 2300
CH 1211 Genève 2 – Suisse
Tél.: +41 (0) 22 730 81 11
Fax: +41 (0) 22 730 81 81
wmo@wmo.int – wmo.int

Our ref.: 6710413/2026/CMS/FIN

4 May 2026

Annex: 1

Subject: Report on the Financial Situation of the World Meteorological Organization (WMO) for the Fourth Quarter of 2025

Dear Sir/Madam,

The [attached document](#), the Fourth Quarter 2025 Report on the Financial Situation of WMO, contains an analysis of the status of Members' contributions as at 31 December 2025, an analysis of the expenditures against the Regular Budget during 2025 and a discussion on the financial situation of WMO through 2025. The report also contains information regarding the receipt of voluntary contributions in 2025 and in comparison, to prior years.

I welcome your comments on this report. All questions can be directed to Mr Thomas Asare (tasare@wmo.int), Assistant Secretary-General, with copy to Mr Brian Cover, (bcover@wmo.int), Controller.

Further reporting will continue to be done on a quarterly basis to update Members on the financial situation of WMO throughout the year.

Yours faithfully,

Prof. Celeste Saulo
Secretary-General

To: Permanent Representatives of Members with WMO

cc: Hydrological Advisers

**WMO OMM**

World Meteorological Organization
 Organisation météorologique mondiale
 Organización Meteorológica Mundial
 Всемирная метеорологическая организация
 المنظمة العالمية للأرصاد الجوية
 世界气象组织

Secrétariat

7 bis, avenue de la Paix – Case postale 2300
 CH 1211 Genève 2 – Suisse
 Tél.: +41 (0) 22 730 81 11
 Fax: +41 (0) 22 730 81 81
 wmo@wmo.int – wmo.int

Our ref.: 6711037/2026/CMS/FIN

4 May 2026

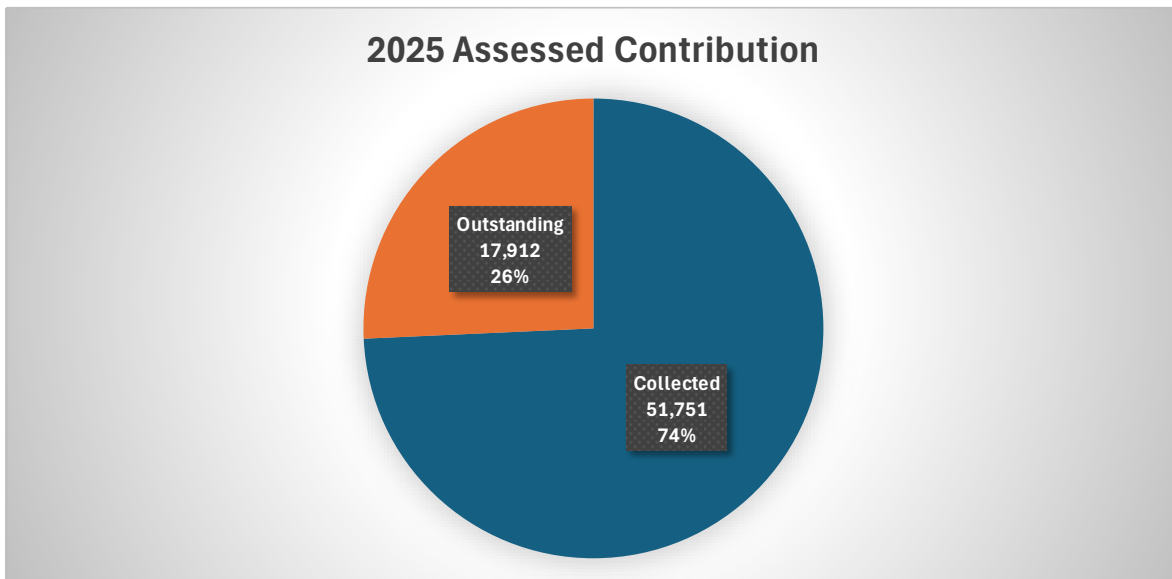
FOURTH QUARTER 2025 REPORT ON THE FINANCIAL SITUATION OF THE WORLD METEOROLOGICAL ORGANIZATION

This document presents updated information on the financial situation of the World Meteorological Organization (WMO) as of 31 December 2025, with particular emphasis on the status of contributions to the Regular Budget, the status of expenditures against the Regular Budget and the overall financial situation of WMO. Additional information is also provided regarding funds received under voluntary contributions through 31 December 2025.

A. FOURTH QUARTER 2025 REPORT IN SUMMARY

FOURTH QUARTER 2025 REPORT ON THE FINANCIAL SITUATION OF THE WORLD METEOROLOGICAL ORGANIZATION

ASSESSED CONTRIBUTION *(CHF thousands)*



TOTAL ASSESSED CONTRIBUTION

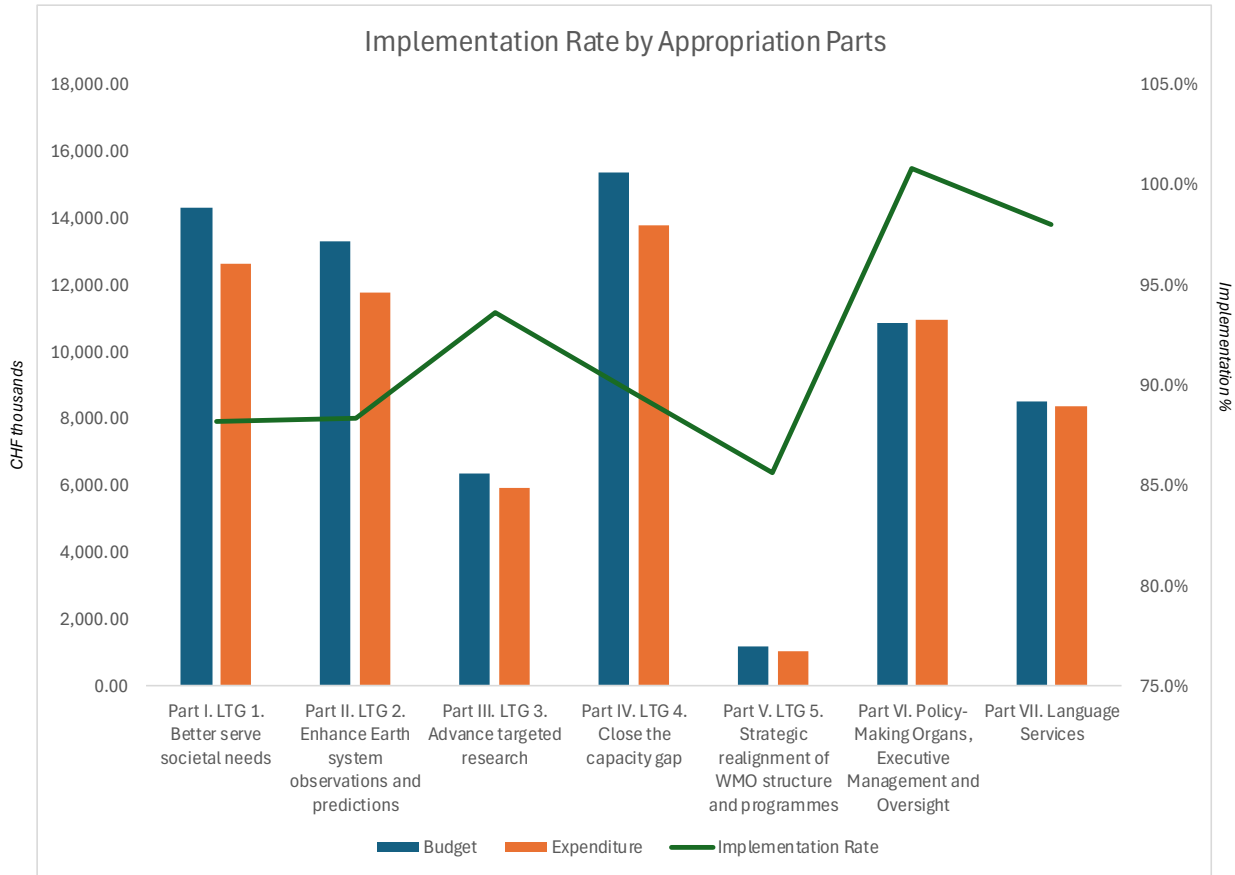
Total Assessed Contribution Outstanding <i>(CHF thousands)</i>	44,340
Total Outstanding as % of 2025 Assessment	64%

VOTING RIGHTS

	2025	2024	2023	2022
Members without voting rights	31	31	28	31

REGULAR BUDGET IMPLEMENTATION

Implementation Rate



VOLUNTARY CONTRIBUTIONS RECEIVED (CHF thousands)

	2025	2024	2023	2022
Current Quarter	11,872	9,832	10,793	10,550
Full Year	40,831	29,391	32,570	30,879

B. Summary of the financial situation

Since the beginning of 2025, the financial environment in which international organizations, including WMO, operate has changed, with an impact on financial liquidity, financial security and operations. The impact of this revised environment can be seen in the deterioration of the status of outstanding assessed contributions as further described below. Considering this financial context, the Secretary-General has undertaken a number of actions to address potential liquidity risks in 2025 and beyond. These actions include the implementation of cost containment measures during 2025 to address possible short-term liquidity risks by the end of the year. These cost containment measures, amounting to approximately CHF 5.3 million in 2025, have resulted in planned reductions in the recruitment of staff positions funded by the regular budget as well as expenditures associated with travel, consultants and some contractual expenditures. These mitigation measures have had an impact on the delivery of the approved programme and planned activities for 2025 as resource constraints delayed implementation timelines and resulted in the deferral of some activities. In addition, in August 2025, the Secretary-General approved a holistic reorganization, "Transformation of the Secretariat", identified further programmatic and administrative efficiencies and expanded resource mobilization efforts. The transformation of WMO, which came into effect at the beginning of 2026, was presented to Congress during its 2025 extraordinary session (Cg-Ext(2025)). Following Cg-Ext(2025), the Executive Council, at its extraordinary session in 2025, created a task force to examine the prioritization of WMO activities within the current financial constraints.

Payments of assessed contributions through 2025, including the application of advance payments received in 2024, amounted to CHF 51.8 million, resulting in a total level of outstanding assessed contributions as of 31 December 2025 of CHF 44.3 million. The level of outstanding assessed contributions is higher, by CHF 15.2 million, compared to 31 December 2024. Due to the continued high level of outstanding assessed contributions, the Secretariat has reached out to Members with significant levels of outstanding contributions.

As at 31 December 2025, the General Fund cash position, including the CHF 7.5 million balance of the Working Capital Fund, was CHF 12.9 million, approximately CHF 11.8 million lower than at 31 December 2024. The cash position of the General Fund at the end of December 2025 was sufficient to meet the operational needs of WMO for approximately one month, with the Working Capital Fund available to support an additional one and a half months of Regular Budget requirements, if required. As described above, the Secretariat implemented cost containment measures throughout 2025, resulting in a higher level of security with respect to the liquidity of the General Fund and continues to implement these measures. The Secretariat continues to reach out to Members with unpaid amounts to encourage the timely payment of arrears and the 2025 assessment as soon as possible to ensure sufficient, ongoing liquidity of the Regular Budget and the continuity of the implementation of activities by the Secretariat.

The level of actual expenditures, including obligations against the Regular Budget through the fourth quarter of 2025, represents 92.2% of the total 2025 approved budget. Staff costs, which represented a planned level of approximately 73% of the total 2025 Regular Budget, were consumed at 100.4% of the planned amount. Short-term staff costs and consultant costs were implemented at 38.6% of the planned amount, representing temporary replacement for current vacant positions and a reduced level of consultancy services in line with continued efforts at cost containment and to reduce overall consultant costs as described above.

The level of travel represents 59.9% of the planned budget, distributed between staff mission (40% of the total for this expense category) and participant/representative travel for WMO-sponsored meetings (60% of the total for this expense category). The lower level of expenditure in this category as compared to the planned amount is due to overall efforts to contain travel costs and the limitations placed on activities requiring travel expenditures. The expenditure for the fellowship and training category represents 28.0% the full year planned amount. The grants and financial contributions object of expenditure has been implemented at 112% of the approved budget, reflecting a shift of resources into this area of activity as compared to the budget. The level of expenditures for contractual and operating expenses through the fourth quarter of 2025 is 105.2% of the planned budget as result of the annualized cost of contract settlement related to IT and building-related services.

C. General Fund financial situation

Under [Financial Regulation 8.4](#) (*Basic documents No. 1* (WMO-No. 15)), Members were obliged to pay 2025 assessed contributions to the Regular Budget and the advances to the Working Capital Fund on 1 January 2025. Members that have not done so are urged to ensure payment of their 2025 assessed contributions to the Regular Budget, as well as any assessed contributions in arrears and outstanding advances to the Working Capital Fund as soon as possible. The timely payment of assessed contributions is critical to the sound financial basis necessary for the optimum implementation of planned activities to deliver the approved Strategic Plan and the governance reform.

Status of assessed contributions

In accordance with [Resolution 2 \(EC-77\)](#) – Budget for the biennium 2024–2025, and [Financial Regulation 8.2](#), the total assessed contributions for 2025 were equal to one half of the budget of CHF 139.3 million that was approved by the Executive Council (EC) for the 2024–2025 biennium. WMO Members were, therefore, assessed CHF 69.7 million in aggregate for 2025. As of 31 December 2025, WMO Members had made payments against the 2025 assessment totalling CHF 51.8 million, which represents a rate of collection for 2025 of 74%. The level of payments against the 2025 assessment was at a similar level through 31 December 2025 as compared to through 31 December 2024.

In addition to the 2025 assessed contribution, WMO began 2025 with outstanding assessed contributions from 2024 and prior years amounting to CHF 29.1 million, which was the same as at the beginning of 2024. Members made payments during 2025 against 2024 and prior year assessments of CHF 2.7 million, bringing the balance of the arrears on 31 December 2025 to CHF 26.4 million, which was CHF 15.2 million higher than the outstanding arrears on 31 December 2024.

The total outstanding balance of assessed contributions as of 31 December 2025 was CHF 44.3 million, CHF 15.2 million higher than that of 31 December 2024. The total amount of outstanding assessed contributions on 31 December 2025 represents 64% of the total 2025 Regular Budget assessment. As further discussed in the section below on the liquidity of the General Fund, the delays in the payment of assessed contributions by Members puts significant pressure on the General Fund cash resources to meet its financial obligations.

Table 1. Comparison of Collection of Assessed Contributions as of 31 December
(in thousands of Swiss francs)

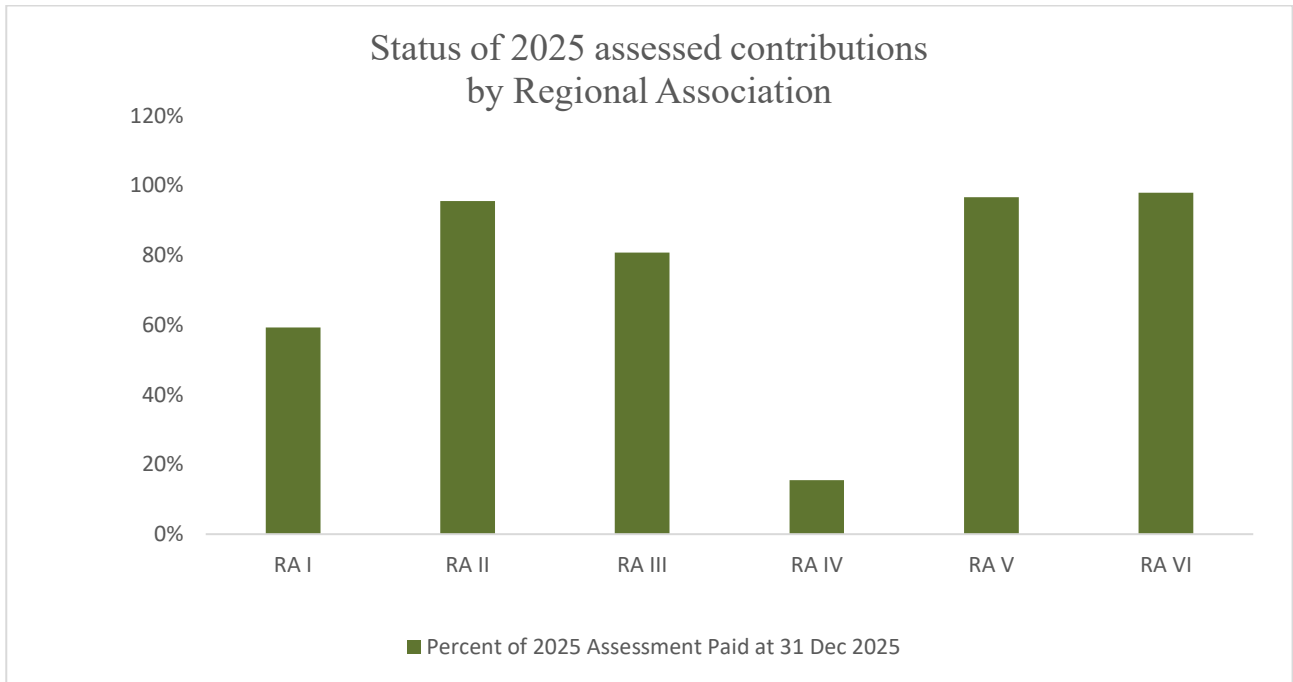
	2025	%	2024	%	2023	%	2022	%
Contributions outstanding as of 1 January								
Arrears	29,111		29,069		34,069		30,761	
Assessment for current year	69,663		69,663		67,886		67,886	
Advance contributions received	(7,942)	11	(9,392)	13	(6,712)	10	(10,036)	15
Total outstanding as of 1 January	<u>90,832</u>		<u>89,340</u>		<u>95,243</u>		<u>88,611</u>	
Contributions received as of 31 December								
Applied to arrears	2,683	9	17,852	61	22,519	66	18,173	59
Applied to current year assessments	43,809	63	42,377	61	43,655	64	36,370	54
Total received as of 31 December	<u>46,492</u>	51	<u>60,229</u>	67	<u>66,174</u>	69	<u>54,543</u>	62
Contributions outstanding as of 31 December								
Arrears	26,428	91	11,217	39	11,550	34	12,588	41
For current year	17,912	26	17,894	26	17,519	26	21,480	31
Total outstanding as of 31 December	<u>44,340</u>	49	<u>29,111</u>	33	<u>29,069</u>	31	<u>34,068</u>	38

Table 2. Comparison of Members' payment status as of 31 December

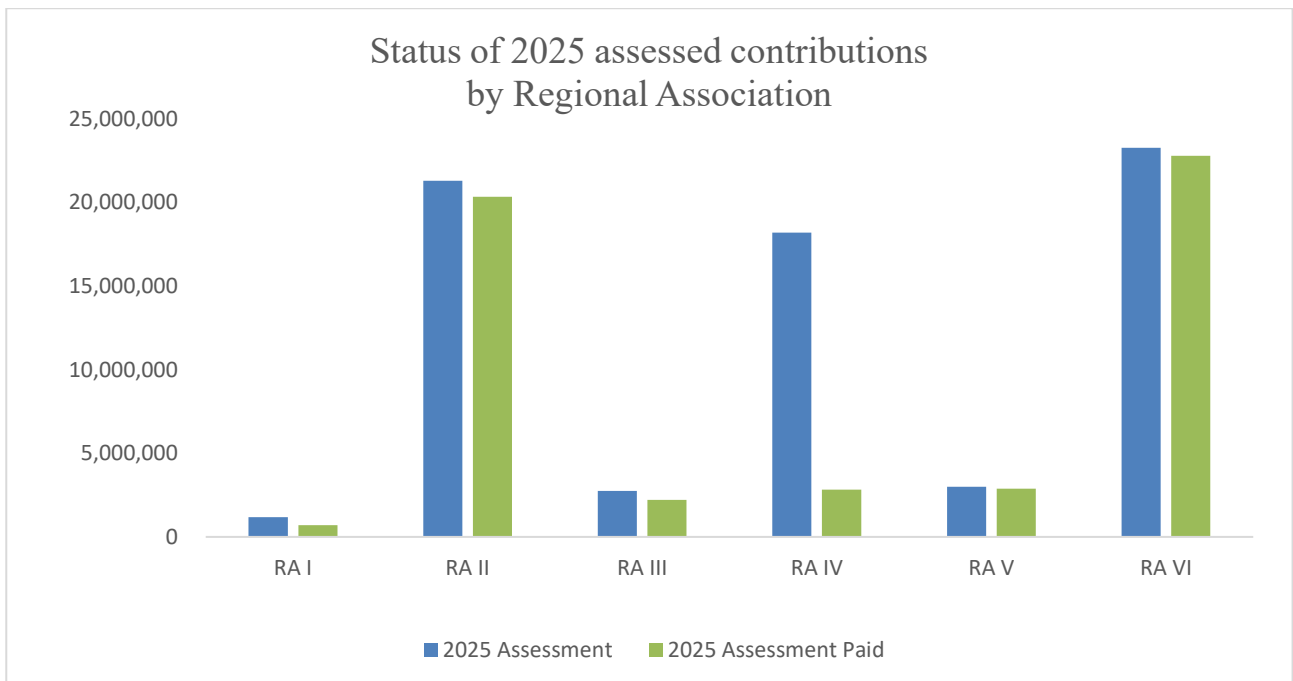
	2025	2024	2023	2022
Members fully paid	111	111	119	115
Members owing for current year only	30	33	21	24
Members owing for current and prior years	52	49	53	54

Regional analysis of outstanding assessments

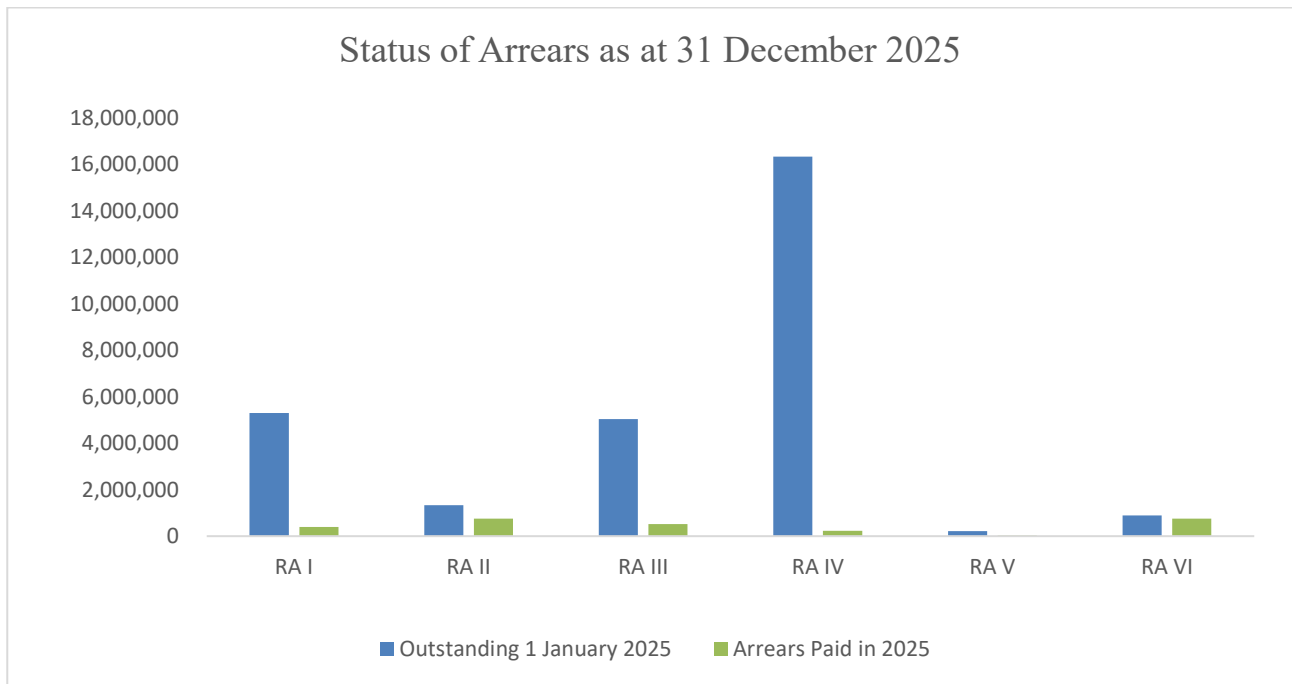
The following graph shows the percentage of the total assessment for each WMO Region that had been paid by the Members of each WMO Region as of 31 December 2025.



The following graph shows the distribution of the 2025 assessment and the amounts of such assessment paid by 31 December 2025, based upon the grouping of WMO Members by region.



The following graph shows the distribution of the amounts of arrears on 1 January 2025 and the amounts of payments against such arrears by 31 December 2025, based upon the grouping of WMO Members by region.



Status of voting rights

Any Member in arrears for more than two consecutive years is subject to the provisions of [Resolution 37 \(Cg-XI\)](#) – Suspension of Members for failure to meet financial obligations and is deprived of its voting and other rights. Therefore, any Member with unpaid contributions from 2022 became subject to the provisions of [Resolution 37 \(Cg-XI\)](#) as of 1 January 2025. Historically, approximately 15% of WMO Members have voting rights suspended pursuant to this resolution. As of 31 December, the number of Members without voting rights at WMO was as follows:

Table 3. Members having lost voting rights as of 31 December

	2025	2024	2023	2022
Members having lost voting rights	31	31	28	31

In accordance with [Financial Regulation 8.8](#), special arrangements as established by Congress concerning the repayment of long-outstanding contributions may be concluded with any Member in arrears for more than four years on the date of entry into force of such arrangements. Currently two Members have concluded and complied with such a repayment agreement, permitting a waiver of [Resolution 37 \(Cg-XI\)](#) and permitting voting rights.

Detailed tables

The table “General Fund – Statement showing status of contributions as of 31 December 2025” provides details by Members regarding amounts due at the beginning of 2025, 2025 assessments, payments received during 2025, outstanding amounts for 2025 and prior years and outstanding advances to the Working Capital Fund.

Liquidity position of the General Fund

The table below shows the actual cash position for each month of 2023, 2024 and 2025. As can be seen from the graph, the total cash balance of the General Fund plus the Working Capital Fund on 31 December 2025 was approximately CHF 12.9 million. This comprises CHF 5.4 million in the General Fund and CHF 7.5 million in the Working Capital Fund.

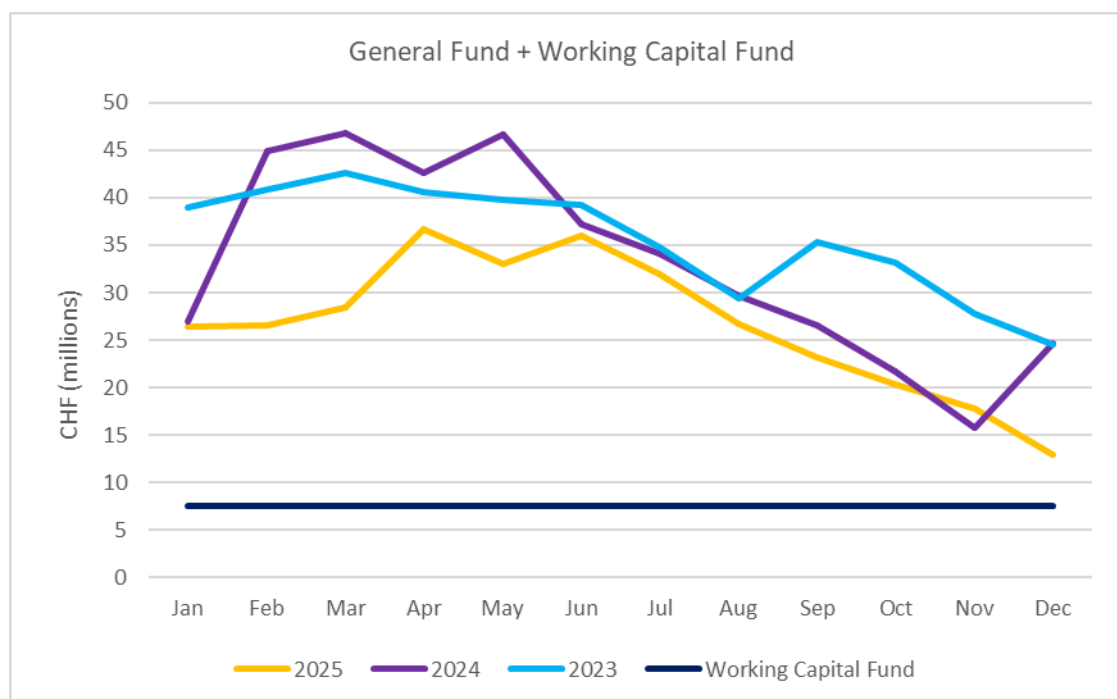
The cash balance of the General Fund on 31 December 2025 of CHF 5.4 million was lower than that as of 31 December 2024 by approximately CHF 11.8 million.

The CHF 5.4 million of General Fund cash on 31 December 2025 is sufficient to meet the operational needs of the General Fund for approximately one month, while the CHF 7.5 million in the Working Capital Fund would, if necessary, be available to provide one and a half additional months of operational liquidity. Since the end of December 2025, due to the efforts and commitment of Members, CHF 16.1 million of assessed contributions was received, excluding the advance contribution for 2026 amounting to CHF 9.2 million.

Considering uncertainties remaining regarding the timing and amount of payments of assessed contributions from some Members, the Secretary-General has undertaken several actions to address potential liquidity risks in 2025 and beyond. These actions include the implementation of cost containment measures during 2025 to address possible short-term liquidity risks by the end of the year. These cost containment measures have resulted in planned delays in recruitment of staff positions funded by the regular budget as well as reductions in expenditures associated with travel, consultants and some contractual costs. These mitigation measures had an impact on the delivery of the approved programme and planned activities for 2025 as resource constraints delayed implementation timelines, and some activities had to be deferred.

In addition, in August 2025, the Secretary-General approved a holistic transformation of the WMO Secretariat structures, identified further programmatic and administrative efficiencies and expanded resource mobilization efforts. The transformation of WMO, which came into effect at the beginning of 2026, was presented to Congress during its 2025 extraordinary session (Cg-Ext(2025)). Following Cg-Ext(2025), the Executive Council, at its 2025 extraordinary session, created a task force to examine prioritization of WMO activities within the current financial constraints.

Although the Secretary-General estimates sufficient liquidity of the General Fund through 2026, significant cost containment measures will need to be continued until the level of financial uncertainty is resolved.



D. Regular Budget expenditures up to and including 31 December 2025

Table 4 below shows the 2025 Regular Budget by object of expenditure and the percentage of the Regular Budget the expenditures represent. The expenditure amounts include both actual expenditures and obligated amounts recognized up to and including 31 December 2025 (in thousands of Swiss francs).

Table 4. Budget and expenditure by object of expenditure on 31 December 2025

Object of expenditure	2025 budget	Expenditures through 31 Dec 2025	As a% of budget
(a) Staff costs	50,870.8	51,088.3	100.4%
(b) Short-term staff and consultants	3,470.9	1,340.0	38.6%
(c) Travel	5,168.6	3,094.4	59.9%
(d) Fellowships and training	739.4	207.2	28.0%
(e) Grants and financial contributions	1,303.3	1,459.9	112.0%
(f) Contractual and operating expenses	6,923.5	7,282.4	105.2%
(g) HQ building loan repayment	1,477.3	-	-
TOTAL	69,953.8	64,472.2	92.2%

Below is a summary analysis for each of the objects of expenditure:

Staff costs: Staff costs shows a minor overspend of CHF 0.2 million resulting from the year-end cost results from the impact of the one-time termination costs related to the WMO Secretariat's reorganization process that amounted to CHF 1.2 million. Excluding those costs, the balance of staff costs represents 96% of the staff budget; that balance represents the savings as a result of the re-organization and some related recruitment delays to mitigate risks to liquidity.

Short-term staff and consultants: The 38.6% rate of implementation at the end of 2025 primarily represents the actual cost of short-term staff to support current vacant staff positions, while a small portion corresponds to consultant costs supporting the implementation of specific project-based deliverables during the year. The amount is lower than the overall planned amount due to efforts to reduce the level of overall costs in these expenditure categories to maintain regular budget liquidity.

Travel: The level of implementation for travel expenditures for 2025 amounted to 59.9% of the planned budget. The lower level of expenditure in this category as compared to the planned amount is due to overall efforts to contain travel costs within the budget through reduced levels of meetings and several alternative meeting modalities, including the continued use of virtual or hybrid meetings, where appropriate. The level of staff travel was limited to 40% of the total, while 60% represented non-staff travel (participants and experts).

Fellowships and training: The budget level of the fellowship and training expenditure for 2025 amounted to 28.0% of the planned amount. This was also impacted by some savings in a training and fellowship position and some containment of expenditures in the training area.

Grants and financial contributions: The level of expenditure in this area amounted to 112%, indicating that this activity was less impacted by cost-containment measures.

Contractual and operating expenses: Expenditures for contractual and operating expenditures amounted to 105.2% of the 2025 annual budget for this category and were generally consistent with the planned amounts. The increase in IT operating costs in particular related to an investment in renewing obsolete computer equipment in the Secretariat.

HQ building loan repayment: In December 2025, the Swiss Government informed WMO that the 2025 amount due for the loan for the WMO headquarters building was to be forgiven. As a result, no payment of the building loan was required in 2025. As such, there is no expenditure recognized in 2025.

Table 5 shows the 2025 budget and expenditures through 31 December 2025 by long-term goal (LTG) and Budget Part (in thousands of Swiss francs).

Table 5. Budget and expenditure by budget part on 31 December 2025

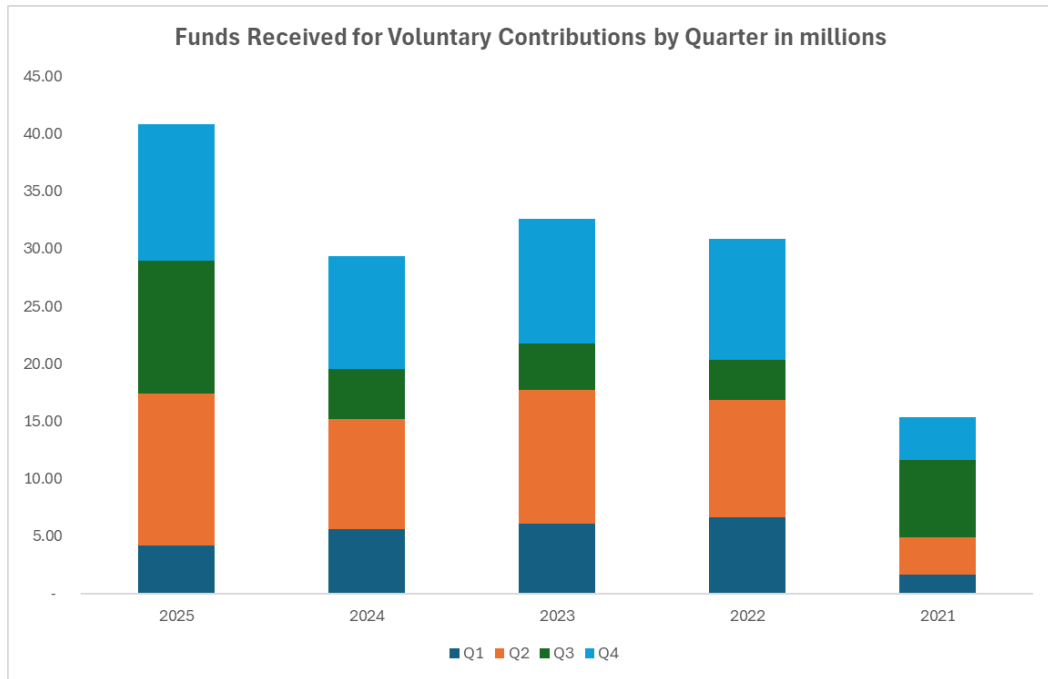
Appropriation parts	2025 budget	Expenditures through 31 Dec 2025	As a% of budget
Part I. LTG 1. Better serve societal needs	14,339.0	12,649.4	88.2%
Part II. LTG 2. Enhance Earth system observations and predictions	13,304.6	11,754.0	88.3%
Part III. LTG 3. Advance targeted research	6,337.8	5,931.5	93.6%
Part IV. LTG 4. Close the capacity gap	15,363.3	13,774.5	89.7%
Part V. LTG 5. Strategic realignment of WMO structure and programmes	1,195.3	1,023.2	85.6%
Part VI. Policy-Making Organs, Executive Management and Oversight	10,877.7	10,971.2	100.9%
Part VII. Language Services	8,536.1	8,368.4	98%
Total	69,953.8	64,472.2	92.2%

As can be seen from Table 5, the level of implementation across the appropriation parts is generally consistent and represents an overall 92.2% of the total budget, mainly driven by the effect of expenditure-containment measures introduced in 2025 to mitigate risks associated to liquidity.

E. Receipt of voluntary contributions

The following chart includes a summary of the funds received under voluntary contributions for the period from 2021 through 2025. As can be seen from the chart, the amount received by WMO for voluntary contributions during the fourth quarter of 2025 was approximately 3% higher than the amount received in the fourth quarter of 2024, with CHF 11.9 million received during the fourth quarter of 2025. The pipeline of extrabudgetary contributions is very strong and a significant increase in the level of voluntary contributions received during 2026 is expected. Additionally, the multi-year (2021–2025) trend of cash contributions reflects the continued strong level of support from Members and other donors for WMO activities, through the provision of additional funding to implement the Strategic and Operating Plans as well as for technical cooperation and capacity development.

During 2025, 65% of voluntary contributions were received from bilateral donors, 4% from regional multilateral organizations, 28% from Climate Funds and the remaining 3% from other funding sources (mainly international organizations or development banks). By way of comparison, in 2024 total voluntary contributions were received as follows: 68% from bilateral donors, 23% from Climate Funds and the remaining 9% from all other funding sources (9% from other international organizations and development banks and less than 1% from private foundations).



ANNEX, p. 13

GENERAL FUND
STATEMENT SHOWING STATUS OF CONTRIBUTIONS AS AT 31 December 2025
(Amounts expressed in Swiss Francs)

	Member	Due at 1 January			Contributions paid			Current Arrears				Due to Working Capital Fund
		Oldest Year	Past Years	2025	Past Years	2025	Total	Oldest Year	Past Years	2025	Total	
1	Afghanistan	2021	54,664.18	13,932.52	-	-	-	2021	54,664.18	13,932.52	68,596.70	-
2	Albania	-	-	13,932.52	-	13,932.52	13,932.52	-	-	-	-	-
3	Algeria	2024	76,628.86	76,628.86	-	-	-	2024	76,628.86	76,628.86	153,257.72	-
4	Andorra	-	-	13,932.52	-	13,932.52	13,932.52	-	-	-	-	-
5	Angola	2024	13,932.52	13,932.52	-	-	-	2024	13,932.52	13,932.52	27,865.04	-
6	Antigua and Barbuda	2019	80,141.81	13,932.52	21,388.75	-	21,388.75	2020	58,753.06	13,932.52	72,685.58	-
7	Argentina	2024	494,604.46	494,604.46	494,604.46	494,604.46	989,208.92	-	-	-	-	-
8	Armenia	-	-	13,932.52	-	13,932.52	13,932.52	-	-	-	-	-
9	Australia	-	-	1,448,982.08	-	1,448,982.08	1,448,982.08	-	-	-	-	-
10	Austria	-	-	466,739.42	-	466,739.42	466,739.42	-	-	-	-	-
11	Azerbaijan	-	-	20,898.78	-	20,898.78	20,898.78	-	-	-	-	-
12	Bahamas	2024	13,932.52	13,932.52	13,932.52	13,932.52	27,865.04	-	-	-	-	-
13	Bahrain	-	-	34,831.30	-	34,831.30	34,831.30	-	-	-	-	-
14	Bangladesh	-	-	13,932.52	-	13,932.52	13,932.52	-	-	-	-	-
15	Barbados	-	-	13,932.52	-	13,932.52	13,932.52	-	-	-	-	-
16	Belarus	-	-	27,865.04	-	27,866.46	27,866.46	2025	-	298.58	298.58	-
17	Belgium	-	-	571,233.32	-	571,233.32	571,233.32	-	-	-	-	-
18	Belize	2023	27,509.74	13,932.52	27,509.74	13,932.52	41,442.26	-	-	-	-	-
19	Benin	2023	14,493.60	13,932.52	14,493.60	13,740.77	28,234.37	2025	-	191.75	191.75	-
20	Bhutan	-	-	13,932.52	-	13,932.52	13,932.52	-	-	-	-	-
21	Bolivia	1985	511,480.44	13,932.52	-	-	-	1985	511,480.44	13,932.52	525,412.96	-
22	Bosnia and Herzegovina	-	-	13,932.52	-	13,932.52	13,932.52	-	-	-	-	-
23	Botswana	2023	27,509.74	13,932.52	27,509.74	13,932.52	41,442.26	-	-	-	-	-
24	Brazil	-	-	1,386,285.74	-	1,386,285.74	1,386,285.74	-	-	-	-	-
25	British Caribbean Territories	-	-	13,932.52	-	13,932.52	13,932.52	-	-	-	-	-
26	Brunei Darussalam	-	-	13,932.52	-	13,932.52	13,932.52	-	-	-	-	-
27	Bulgaria	-	-	34,831.30	-	34,831.30	34,831.30	-	-	-	-	-
28	Burkina Faso	-	-	13,932.52	-	13,932.52	13,932.52	-	-	-	-	-
29	Burundi	2021	54,664.18	13,932.52	-	-	-	2021	54,664.18	13,932.52	68,596.70	-
30	Cabo Verde	-	-	13,932.52	-	13,932.52	13,932.52	-	-	-	-	-
31	Cambodia	2024	12,458.74	13,932.52	-	-	-	2024	12,458.74	13,932.52	26,391.26	-
32	Cameroon	2023	24,562.71	13,932.52	24,562.71	5,932.52	30,495.23	2025	-	8,000.00	8,000.00	-
33	Canada	-	-	1,804,261.34	-	1,804,261.34	1,804,261.34	-	-	-	-	-
34	Central African Republic	1983	493,082.12	13,932.52	-	-	-	1983	493,082.12	13,932.52	507,014.64	-
35	Chad	2007	234,962.40	13,932.52	-	-	-	2007	234,962.40	13,932.52	248,894.92	-
36	Chile	2024	87,616.66	285,616.66	-	-	-	2024	87,616.66	285,616.66	373,233.32	-
37	China	-	-	10,470,288.78	-	10,470,288.78	10,470,288.78	-	-	-	-	-
38	Colombia	-	-	167,190.24	-	167,190.24	167,190.24	-	-	-	-	-
39	Comoros	1991	428,237.52	13,932.52	-	-	-	1991	428,237.52	13,932.52	442,170.04	-

ANNEX, p. 14

GENERAL FUND
STATEMENT SHOWING STATUS OF CONTRIBUTIONS AS AT 31 December 2025
(Amounts expressed in Swiss Francs)

	Member	Due at 1 January			Contributions paid			Current Arrears				Due to Working Capital Fund
		Oldest Year	Past Years	2025	Past Years	2025	Total	Oldest Year	Past Years	2025	Total	
40	Congo	2016	111,532.70	13,932.52	-	-	-	2016	111,532.70	13,932.52	125,465.22	-
41	Cook Islands	-	-	13,932.52	-	13,932.52	13,932.52	-	-	-	-	-
42	Costa Rica	2021	149,416.35	48,763.82	149,416.35	3,892.07	153,308.42	2025	-	44,871.75	44,871.75	-
43	Côte d'Ivoire	-	-	13,932.52	-	13,932.52	13,932.52	-	-	-	-	-
44	Croatia	-	-	62,696.34	-	62,696.34	62,696.34	-	-	-	-	-
45	Cuba	2017	400,865.86	62,696.34	-	-	-	2017	400,865.86	62,696.34	463,562.20	-
46	Curacao & Sint Maarten	2024	12,937.01	13,932.52	12,937.01	995.51	13,932.52	2025	-	12,937.01	12,937.01	-
47	Cyprus	-	-	20,898.78	-	20,898.78	20,898.78	-	-	-	-	-
48	Czech Republic	-	-	229,886.58	-	229,886.58	229,886.58	-	-	-	-	-
49	Democratic People's Republic of Korea	-	-	13,932.52	-	13,932.52	13,932.52	-	-	-	-	-
50	Democratic Republic of The Congo	1988	455,412.90	13,932.52	-	-	-	1988	455,412.90	13,932.52	469,345.42	-
51	Denmark	-	-	376,178.04	-	376,178.04	376,178.04	-	-	-	-	-
52	Djibouti	2019	68,440.55	13,932.52	-	-	-	2019	68,440.55	13,932.52	82,373.07	-
53	Dominica	2010	195,977.14	13,932.52	-	-	-	2010	195,977.14	13,932.52	209,909.66	-
54	Dominican Republic	2024	4,555.85	48,763.82	4,555.85	44,058.36	48,614.21	2025	-	4,705.46	4,705.46	-
55	Ecuador	2023	107,887.64	55,730.08	-	-	-	2023	107,887.64	55,730.08	163,617.72	-
56	Egypt	-	-	97,527.64	-	97,527.64	97,527.64	-	-	-	-	-
57	El Salvador	2003	285,960.03	13,932.52	-	-	-	2003	285,960.03	13,932.52	299,892.55	-
58	Eritrea	2023	14,508.54	13,932.52	-	-	-	2023	14,508.54	13,932.52	28,441.06	-
59	Estonia	-	-	27,865.04	-	27,865.04	27,865.04	-	-	-	-	-
60	Eswatini	-	-	13,932.52	-	13,932.52	13,932.52	-	-	-	-	-
61	Ethiopia	2024	13,932.52	13,932.52	13,932.52	13,932.52	27,865.04	-	-	-	-	-
62	Fiji	-	-	13,932.52	-	13,932.52	13,932.52	-	-	-	-	-
63	Finland	-	-	285,616.66	-	285,616.66	285,616.66	-	-	-	-	-
64	France	-	-	2,960,660.50	-	2,960,660.50	2,960,660.50	-	-	-	-	-
65	French Polynesia	-	-	13,932.52	-	13,932.52	13,932.52	-	-	-	-	-
66	Gabon	2005	254,038.27	13,932.52	-	-	-	2005	254,038.27	13,932.52	267,970.79	-
67	Gambia	2024	13,932.52	13,932.52	-	-	-	2024	13,932.52	13,932.52	27,865.04	-
68	Georgia	-	-	13,932.52	-	13,932.52	13,932.52	-	-	-	-	-
69	Germany	-	-	4,193,688.52	-	4,193,688.52	4,193,688.52	-	-	-	-	-
70	Ghana	2024	5,908.21	13,932.52	5,908.21	13,932.52	19,840.73	-	-	-	-	-
71	Greece	-	-	222,920.32	-	222,920.32	222,920.32	-	-	-	-	-
72	Guatemala	-	-	27,865.04	-	-	-	2025	-	27,865.04	27,865.04	-
73	Guinea	2018	83,356.79	13,932.52	-	-	-	2018	83,356.79	13,932.52	97,289.31	-
74	Guinea-Bissau	1998	346,664.08	13,932.52	-	-	-	1998	346,664.08	13,932.52	360,596.60	-
75	Guyana	-	-	13,932.52	-	13,932.52	13,932.52	-	-	-	-	-
76	Haiti	2023	18,819.78	13,932.52	-	-	-	2023	18,819.78	13,932.52	32,752.30	-
77	Honduras	2022	40,051.36	13,932.52	-	-	-	2022	40,051.36	13,932.52	53,983.88	-
78	Hong Kong, China	-	-	13,932.52	-	13,932.52	13,932.52	-	-	-	-	-

ANNEX, p. 15

GENERAL FUND
STATEMENT SHOWING STATUS OF CONTRIBUTIONS AS AT 31 December 2025
(Amounts expressed in Swiss Francs)

	Member	Due at 1 January			Contributions paid			Current Arrears				Due to Working Capital Fund
		Oldest Year	Past Years	2025	Past Years	2025	Total	Oldest Year	Past Years	2025	Total	
79	Hungary	-	-	153,257.72	-	153,257.72	153,257.72	-	-	-	-	-
80	Iceland	-	-	20,898.78	-	20,898.78	20,898.78	-	-	-	-	-
81	India	-	-	717,524.78	-	717,524.78	717,524.78	-	-	-	-	-
82	Indonesia	-	-	376,178.04	-	376,178.04	376,178.04	-	-	-	-	-
83	Iran, Islamic Republic of	2021	826,000.35	257,751.62	473,173.97	-	473,173.97	2023	352,826.38	257,751.62	610,578.00	-
84	Iraq	-	-	90,561.38	-	-	-	2025	-	90,561.38	90,561.38	-
85	Ireland	-	-	299,549.18	-	299,549.18	299,549.18	-	-	-	-	-
86	Israel	2023	756,517.85	383,144.30	756,517.85	-	756,517.85	2025	-	383,144.30	383,144.30	-
87	Italy	-	-	2,187,405.64	-	2,187,405.64	2,187,405.64	-	-	-	-	-
88	Jamaica	-	-	13,932.52	-	13,932.52	13,932.52	-	-	-	-	-
89	Japan	-	-	5,517,277.92	-	5,517,277.92	5,517,277.92	-	-	-	-	-
90	Jordan	-	-	13,932.52	-	13,874.62	13,874.62	2025	-	57.90	57.90	-
91	Kazakhstan	-	-	90,561.38	-	90,561.38	90,561.38	-	-	-	-	-
92	Kenya	-	-	20,898.78	-	20,898.78	20,898.78	-	-	-	-	-
93	Kuwait	-	-	160,223.98	-	-	-	2025	-	160,223.98	160,223.98	-
94	Kyrgyz Republic	2019	76,111.79	13,932.52	34,500.96	-	34,500.96	2021	41,610.83	13,932.52	55,543.35	-
95	Lao People's Democratic Republic	-	-	13,932.52	-	-	-	2025	-	13,932.52	13,932.52	-
96	Latvia	-	-	34,831.30	-	34,831.30	34,831.30	-	-	-	-	-
97	Lebanon	2021	109,150.71	20,898.78	-	-	-	2021	109,150.71	20,898.78	130,049.49	-
98	Lesotho	-	-	13,932.52	-	13,932.52	13,932.52	-	-	-	-	-
99	Liberia	1980	526,666.40	13,932.52	-	-	-	1980	526,666.40	13,932.52	540,598.92	300.50
100	Libya	2024	13,577.93	13,932.52	13,577.93	-	13,577.93	2025	-	13,932.52	13,932.52	-
101	Lithuania	-	-	55,730.08	-	55,730.08	55,730.08	-	-	-	-	-
102	Luxembourg	-	-	48,763.82	-	-	-	2025	-	48,763.82	48,763.82	-
103	Macao, China	-	-	13,932.52	-	13,932.52	13,932.52	-	-	-	-	-
104	Madagascar	-	-	13,932.52	-	13,932.52	13,932.52	-	-	-	-	-
105	Malawi	2010	198,315.07	13,932.52	-	-	-	2010	198,315.07	13,932.52	212,247.59	-
106	Malaysia	-	-	236,852.84	-	236,852.84	236,852.84	-	-	-	-	-
107	Maldives	-	-	13,932.52	-	13,932.52	13,932.52	-	-	-	-	-
108	Mali	2024	1,343.97	13,932.52	-	-	-	2024	1,343.97	13,932.52	15,276.49	-
109	Malta	2024	13,932.52	13,932.52	-	-	-	2024	13,932.52	13,932.52	27,865.04	-
110	Mauritania	-	-	13,932.52	-	13,932.52	13,932.52	-	-	-	-	-
111	Mauritius	-	-	13,932.52	-	13,932.52	13,932.52	-	-	-	-	-
112	Mexico	-	-	835,951.20	-	835,951.20	835,951.20	-	-	-	-	-
113	Micronesia, Federated States of	2022	38,817.07	13,932.52	-	-	-	2022	38,817.07	13,932.52	52,749.59	-
114	Monaco	-	-	13,932.52	-	13,932.52	13,932.52	-	-	-	-	-
115	Mongolia	2024	244.30	13,932.52	-	-	-	2024	244.30	13,932.52	14,176.82	-
116	Montenegro	-	-	13,932.52	-	13,932.52	13,932.52	-	-	-	-	-
117	Morocco	-	-	34,831.30	-	34,831.30	34,831.30	-	-	-	-	-

ANNEX, p. 16

GENERAL FUND
STATEMENT SHOWING STATUS OF CONTRIBUTIONS AS AT 31 December 2025
(Amounts expressed in Swiss Francs)

	Member	Due at 1 January			Contributions paid			Current Arrears				Due to Working Capital Fund
		Oldest Year	Past Years	2025	Past Years	2025	Total	Oldest Year	Past Years	2025	Total	
118	Mozambique	2021	41,697.92	13,932.52	41,697.92	13,932.52	55,630.44	-	-	-	-	-
119	Myanmar	2024	617.03	13,932.52	-	-	-	2024	617.03	13,932.52	14,549.55	-
120	Namibia	2024	13,932.52	13,932.52	13,932.52	-	13,932.52	2025	-	13,932.52	13,932.52	-
121	Nauru	-	-	13,932.52	-	11,850.50	11,850.50	2025	-	2,082.02	2,082.02	-
122	Nepal	-	-	13,932.52	-	13,932.52	13,932.52	-	-	-	-	-
123	Netherlands, Kingdom of the	-	-	947,411.36	-	947,411.36	947,411.36	-	-	-	-	-
124	New Caledonia	-	-	13,932.52	-	13,932.52	13,932.52	-	-	-	-	-
125	New Zealand	-	-	208,987.80	-	208,987.80	208,987.80	-	-	-	-	-
126	Nicaragua	-	-	13,932.52	-	13,932.52	13,932.52	-	-	-	-	-
127	Niger	2019	77,142.67	13,932.52	13,627.02	-	13,627.02	2020	63,515.65	13,932.52	77,448.17	-
128	Nigeria	2024	125,392.68	125,392.68	125,392.68	125,392.68	250,785.36	-	-	-	-	-
129	Niue	2023	27,509.74	13,932.52	27,509.74	13,932.52	41,442.26	-	-	-	-	-
130	North Macedonia	-	-	13,932.52	-	13,932.52	13,932.52	-	-	-	-	-
131	Norway	-	-	466,739.42	-	466,739.42	466,739.42	-	-	-	-	-
132	Oman	-	-	76,628.86	-	76,628.86	76,628.86	-	-	-	-	-
133	Pakistan	2024	68,961.49	76,628.86	68,961.49	76,021.05	144,982.54	2025	-	607.81	607.81	-
134	Panama	2024	1,534.04	55,730.08	1,534.04	50,004.34	51,538.38	2025	-	5,725.74	5,725.74	-
135	Papua New Guinea	2019	81,207.66	13,932.52	-	-	-	2019	81,207.66	13,932.52	95,140.18	-
136	Paraguay	2024	20,898.78	20,898.78	20,898.78	-	20,898.78	2025	-	20,898.78	20,898.78	-
137	Peru	-	-	111,460.16	-	99,011.65	99,011.65	2025	-	12,448.51	12,448.51	-
138	Philippines	-	-	146,291.46	-	146,291.46	146,291.46	-	-	-	-	-
139	Poland	-	-	571,233.32	-	571,233.32	571,233.32	-	-	-	-	-
140	Portugal	-	-	243,819.10	-	243,819.10	243,819.10	-	-	-	-	-
141	Qatar	-	-	181,122.76	-	181,122.76	181,122.76	-	-	-	-	-
142	Republic of Kiribati	-	-	13,932.52	-	13,932.52	13,932.52	-	-	-	-	-
143	Republic of Korea	2024	172,307.78	1,769,430.04	172,307.78	1,426,486.79	1,598,794.57	2025	-	342,943.25	342,943.25	-
144	Republic of Moldova	-	-	13,932.52	-	13,932.52	13,932.52	-	-	-	-	-
145	Republic of Yemen	2015	121,630.36	13,932.52	-	-	-	2015	121,630.36	13,932.52	135,562.88	-
146	Romania	2024	96.48	215,954.06	96.48	215,954.06	216,050.54	-	-	-	-	-
147	Russian Federation	-	-	1,288,758.10	-	1,288,758.10	1,288,758.10	-	-	-	-	-
148	Rwanda	-	-	13,932.52	-	-	-	2025	-	13,932.52	13,932.52	-
149	Saint Lucia	-	-	13,932.52	-	-	-	2025	-	13,932.52	13,932.52	-
150	Samoa	-	-	13,932.52	-	13,932.52	13,932.52	-	-	-	-	-
151	Sao Tome and Principe	1992	413,977.79	13,932.52	-	-	-	1992	413,977.79	13,932.52	427,910.31	-
152	Saudi Arabia	-	-	815,052.42	-	815,052.42	815,052.42	-	-	-	-	-
153	Senegal	2024	3,133.42	13,932.52	3,133.42	13,932.52	17,065.94	-	-	-	-	-
154	Serbia	-	-	20,898.78	-	20,898.78	20,898.78	-	-	-	-	-
155	Seychelles	-	-	13,932.52	-	13,932.52	13,932.52	-	-	-	-	-
156	Sierra Leone	1996	363,759.86	13,932.52	-	-	-	1996	363,759.86	13,932.52	377,692.38	-

ANNEX, p. 17

GENERAL FUND
STATEMENT SHOWING STATUS OF CONTRIBUTIONS AS AT 31 December 2025
(Amounts expressed in Swiss Francs)

	Member	Due at 1 January			Contributions paid			Current Arrears				Due to Working Capital Fund
		Oldest Year	Past Years	2025	Past Years	2025	Total	Oldest Year	Past Years	2025	Total	
157	Singapore	-	-	348,313.00	-	348,313.00	348,313.00	-	-	-	-	-
158	Slovakia	-	-	104,493.90	-	104,493.90	104,493.90	-	-	-	-	-
159	Slovenia	-	-	55,730.08	-	55,730.08	55,730.08	-	-	-	-	-
160	Solomon Islands	2023	27,154.44	13,932.52	-	-	-	2023	27,154.44	13,932.52	41,086.96	-
161	Somalia	1984	490,682.40	13,932.52	-	-	-	1984	490,682.40	13,932.52	504,614.92	300.50
162	South Africa	-	-	167,190.24	-	167,190.24	167,190.24	-	-	-	-	-
163	South Sudan	2015	134,535.41	13,932.52	-	-	-	2015	134,535.41	13,932.52	148,467.93	-
164	Spain	-	-	1,462,914.60	-	1,462,914.60	1,462,914.60	-	-	-	-	-
165	Sri Lanka	-	-	27,865.04	-	27,749.24	27,749.24	2025	-	115.80	115.80	-
166	Sudan	2022	40,002.14	13,932.52	-	-	-	2022	40,002.14	13,932.52	53,934.66	-
167	Suriname	2019	81,207.66	13,932.52	-	-	-	2019	81,207.66	13,932.52	95,140.18	-
168	Sweden	-	-	599,098.36	-	599,098.36	599,098.36	-	-	-	-	-
169	Switzerland	-	-	780,221.12	-	780,221.12	780,221.12	-	-	-	-	-
170	Syrian Arab Republic	2024	5,860.30	13,932.52	-	-	-	2024	5,860.30	13,932.52	19,792.82	-
171	Tajikistan	-	-	13,932.52	-	13,932.52	13,932.52	-	-	-	-	-
172	Thailand	-	-	250,785.36	-	250,785.36	250,785.36	-	-	-	-	-
173	Timor-Leste	-	-	13,932.52	-	126.55	126.55	2025	-	13,805.97	13,805.97	-
174	Togo	2024	13,932.52	13,932.52	13,932.52	13,932.52	27,865.04	-	-	-	-	-
175	Tonga	2024	13,932.52	13,932.52	-	-	-	2024	13,932.52	13,932.52	27,865.04	-
176	Trinidad and Tobago	-	-	27,865.04	-	-	-	2025	-	27,865.04	27,865.04	-
177	Tunisia	2024	13,932.52	13,932.52	-	-	-	2024	13,932.52	13,932.52	27,865.04	-
178	Türkiye	-	-	585,165.84	-	585,165.84	585,165.84	-	-	-	-	-
179	Turkmenistan	-	-	20,898.78	-	20,898.78	20,898.78	-	-	-	-	-
180	Tuvalu	2023	14,090.64	13,932.52	-	-	-	2023	14,090.64	13,932.52	28,023.16	-
181	Uganda	2024	2,403.85	13,932.52	2,403.85	8,831.41	11,235.26	2025	-	5,101.11	5,101.11	-
182	Ukraine	-	-	34,831.30	-	34,831.30	34,831.30	-	-	-	-	-
183	United Arab Emirates	-	-	438,874.38	-	438,874.38	438,874.38	-	-	-	-	-
184	United Kingdom of Great Britain and Northern Ireland	-	-	3,009,424.32	-	3,009,424.32	3,009,424.32	-	-	-	-	-
185	United Republic of Tanzania	2023	27,325.43	13,932.52	27,325.43	539.61	27,865.04	2025	-	13,392.91	13,392.91	-
186	United States of America	2024	15,102,851.68	15,102,851.68	-	-	-	2024	15,102,851.68	15,102,851.68	30,205,703.36	-
187	Uruguay	2024	1,599.34	62,696.34	1,599.34	61,097.00	62,696.34	2025	-	1,599.34	1,599.34	-
188	Uzbekistan	2024	364.61	20,898.78	364.61	20,898.78	21,263.39	-	-	-	-	-
189	Vanuatu	2024	12,881.35	13,932.52	-	-	-	2024	12,881.35	13,932.52	26,813.87	-
190	Venezuela	2014	3,739,466.81	125,392.68	-	-	-	2014	3,739,466.81	125,392.68	3,864,859.49	-
191	Viet Nam	-	-	62,696.34	-	62,696.34	62,696.34	-	-	-	-	-
192	Zambia	2022	30,856.99	13,932.52	30,856.99	272.26	31,129.25	2025	-	13,660.26	13,660.26	-
193	Zimbabwe	2022	29,098.27	13,932.52	29,098.27	13,932.52	43,030.79	-	-	-	-	-
	TOTAL		29,111,337.36	69,662,600.00	2,683,195.05	51,750,472.31	54,433,667.36	26,428,142.31	17,912,127.69	44,340,270.00	601.00	