



Our ref.: 01630/2025/GS/FIN

7 March 2025

Annex: 1

Subject: Report of the World Meteorological Organization (WMO) Fourth Quarter 2024
Financial Situation

Dear Sir/Madam,

In [Resolution 14 \(EC-72\)](#) - Financial Statements of the World Meteorological Organization for the year 2019, the Executive Council requested the Secretary-General to "develop relevant quarterly financial reporting to Members, including information on expenditures". The [attached document](#), the Fourth Quarter 2024 Report on the Financial Situation of WMO responds to this request. The report contains an analysis of the status of Members' contributions as at 31 December 2024 and an analysis of the expenditures against the Regular Budget during 2024.

We welcome your comments on this report and all questions can be directed to Mr Thomas Asare (tasare@wmo.int), the Assistant Secretary-General, with copy to Mr Brian Cover, (bcover@wmo.int), Controller.

Further reporting will continue to be done on a quarterly basis to update Members on the situation of WMO throughout the year.

Yours faithfully,

Prof. Celeste Saulo
Secretary-General

To: Permanent Representatives of Members with WMO

cc: Hydrological Advisers

**WMO OMM**

World Meteorological Organization
 Organisation météorologique mondiale
 Organización Meteorológica Mundial
 Всемирная метеорологическая организация
 المنظمة العالمية للأرصاد الجوية
 世界气象组织



Secrétariat
 7 bis, avenue de la Paix
 Case postale 2300
 CH 1211 Genève 2 – Suisse
 Tél.: +41 (0) 22 730 81 11
 Fax: +41 (0) 22 730 81 81
 wmo@wmo.int – wmo.int

Our ref.: 01645/2025/GS/FIN

7 March 2025

FOURTH QUARTER 2024 REPORT ON THE FINANCIAL SITUATION OF THE WORLD METEOROLOGICAL ORGANIZATION

This document presents updated information on the financial situation of the World Meteorological Organization (WMO) as of 31 December 2024, with particular emphasis on the status of contributions to the Regular Budget as well as the status of expenditures against the Regular Budget. Additional information is also provided regarding funds received under voluntary contributions through 31 December 2024.

Payments of contributions during 2024, including the application of advance payments received in 2023, amounted to CHF 69.6 million, resulting in a total level of outstanding assessed contributions as of 31 December 2024 of CHF 29.1 million. The level of outstanding assessed contributions is the same as at 31 December 2023. Members should take note that the total outstanding assessed contributions as at 31 December 2024 represents approximately 42% of the 2024 Regular Budget Assessment. Details of the outstanding assessed contribution for each Member are included in the "General Fund – Statement showing status of contributions as of 31 December 2024" at the end of this report.

At the end of 2024, the General Fund cash position, including the CHF 6.8 million balance of the Working Capital Fund, was CHF 24.7 million, the same as at the end of 2023. The cash position of the General Fund at the end of 2024 was sufficient to meet the operational needs of WMO for approximately 3 months, with the Working Capital Fund available to support an additional month of Regular Budget requirements, should it be required. The Secretariat is reaching out to Members with unpaid amounts to encourage the timely payment of arrears and the 2025 assessment as soon as possible to ensure sufficient, ongoing liquidity of the Regular Budget and the continuity of the implementation of activities by the Secretariat. Despite the consistency in levels of outstanding contributions and liquidity of the General Fund at 31 December 2024 as compared to the end of 2023, and considering additional uncertainties regarding the timing and amount of payments of assessed contributions from some Members, the Secretariat is currently examining mitigation measures to ensure the availability of funding throughout. These mitigation measures will have an impact on the delivery of the approved programme and planned activities for 2025.

The level of actual expenditures, including obligations against the Regular Budget for 2024, represents 96.4% of the total 2024 approved budget. Staff costs, which represented over 72% of the 2024 Regular Budget, was consumed at 99.1% of the planned amount. Short-term and consultant costs were implemented at 83.2% of the planned amount in the budget reflecting a return to normal trend as compared to the first two quarters in which contracts were issued, to address the identified vacancies with the related contract costs included in those quarters. The amount was less than the overall planned amount due to efforts to reduce the level of overall consultant costs.

The level of travel represents 84.3% of the planned budget, distributed between staff mission (43% of the total for this expense category) and participant/representative travel for WMO sponsored meetings (57% of the total for this expense category). The lower level of expenditure

in this category as compared to the planned amount is due to overall efforts to contain travel costs. The level of expenditure for the fellowship and training category represents 84.3%, which is a back to normal trend for this category of expenditure in line with educational calendars. The level of expenditure as compared to budget in this category was impacted by the deferral of some fellowship and related training activities from 2024 into 2025. The grants and financial contributions object of expenditure shows an increase at the level of 108.3% of the approved budget, reflecting a shift of resources into this area of activities as compared to the budget. The level of expenditures for contractual and operating expenses during 2024 is 91.3% of the planned budget.

A. General Fund Financial Situation

Under [Financial Regulation 8.4](#) (*Basic documents No. 1* (WMO-No. 15)), Members were obliged to pay 2024 assessed contributions to the Regular Budget and the advances to the Working Capital Fund on 1 January 2024. Members that have not done so are urged to ensure payment of their 2024 assessed contributions to the Regular Budget, as well as any assessed contributions in arrears and outstanding advances to the Working Capital Fund as soon as possible. The timely payment of assessed contributions is critical to the sound financial basis necessary for the optimum implementation of planned activities to deliver the approved Strategic Plan and the governance reform.

Status of Assessed Contributions

In accordance with [Resolution 2 \(EC-77\)](#) – Budget for the biennium 2024–2025, and [Financial Regulation 8.2](#), the total assessed contributions for 2024 were equal to one half of the budget of CHF 139.3 million that was approved by the Executive Council (EC) for the 2024–2025 biennium. WMO Members were, therefore, assessed CHF 69.7 million in aggregate for 2024. As of 31 December 2024, WMO Members had made payments against the 2024 assessment totalling CHF 51.8million, which represents a rate of collection for 2024 of 74%, the same as for 2023.

In addition to the 2024 assessed contribution, WMO began 2024 with outstanding assessed contributions from 2023 and prior years amounting to CHF 29.1 million, which was CHF 5.0 million lower than at the beginning of 2023. Members made payments during 2024 against 2023 and prior year assessments of CHF 17.9 million, bringing the balance of the arrears on 31 December 2024 to CHF 11.2 million, which was 0.3 million lower than the outstanding arrears on 31 December 2023.

The total outstanding balance of assessed contributions as of 31 December 2024 was CHF 29.1 million, the same as 31 December 2023. The total amount of outstanding assessed contributions on 31 December 2024 represents 42% of the total 2024 Regular Budget assessment. As further discussed in the section below on liquidity of the General Fund, the delays in the payment of assessed contributions by Members puts significant pressure on the General Fund cash resources to meet its financial obligations.

Table 1. Comparison of Collection of Assessed Contributions as of 31 December
(in thousands of Swiss francs)

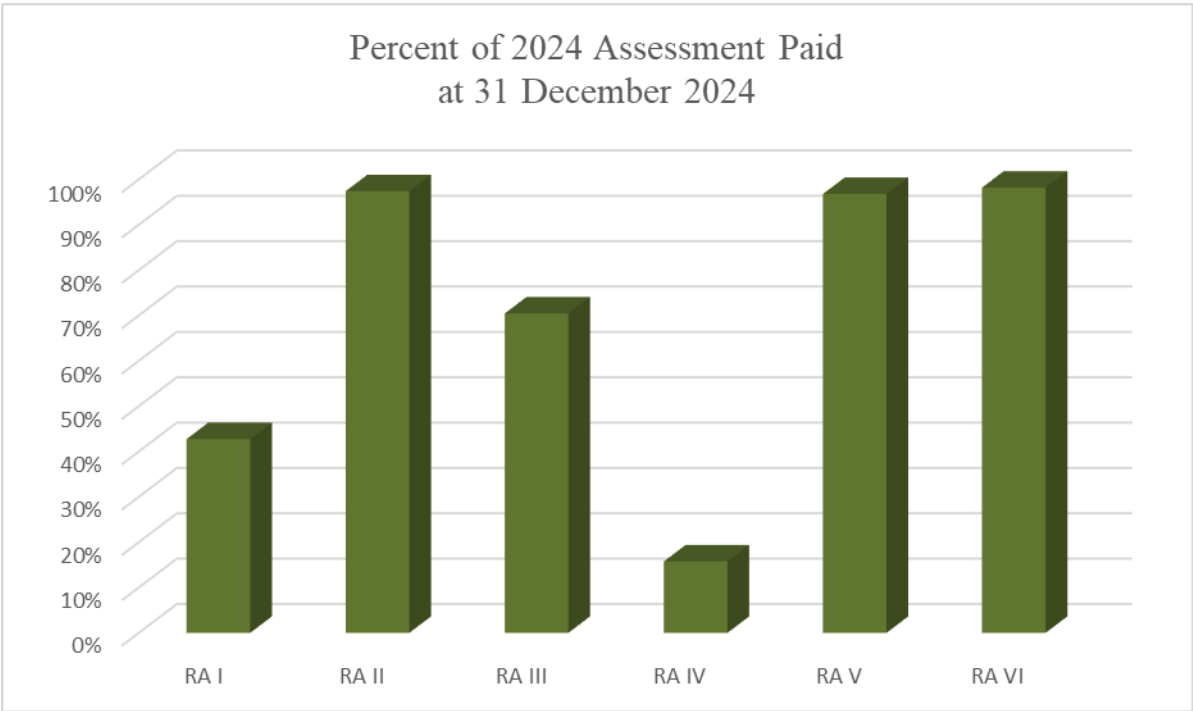
	2024	%	2023	%	2022	%	2021	
Contributions outstanding as of 1 January								
Arrears	29,069		34,069		30,761		25,174	
Assessment for current year	69,663		67,886		67,886		67,886	
Advance contributions received	(9,392)	13	(6,712)	10	(10,036)	15	(9,487)	14
Total outstanding as of 1 January	89,340		95,243		88,611		83,573	
Contributions received as of 31 December								
Applied to arrears	17,852	61	22,519	66	18,172	59	14,238	57
Applied to current year assessments	42,377	61	43,655	64	36,369	54	38,574	57
Total received as of 31 December	60,229	67	66,174	69	54,541	62	52,812	63
Contributions outstanding as of 31 December								
Arrears	11,217	39	11,550	34	12,589	41	10,936	43
For current year	17,894	26	17,519	26	21,481	32	19,825	29
Total outstanding as of 31 December	29,111	33	29,069	31	34,070	38	30,761	37

Table 2. Comparison of Members' payment status as of 31 December

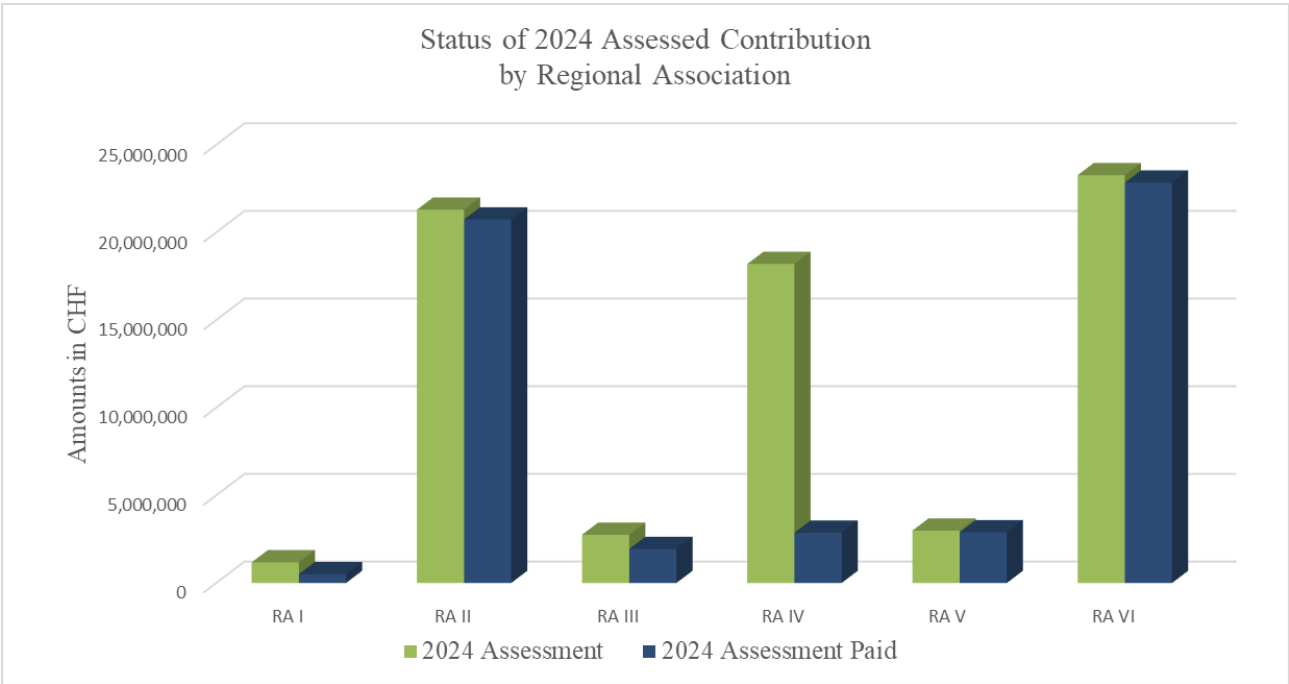
	2024	2023	2022	2021
Members fully paid	111	119	115	108
Members owing for current year only	33	21	24	31
Members owing for current and prior years	49	53	54	54

Regional Analysis of Outstanding Assessments

The following graph shows the percentage of the total assessment for each WMO Region that had been paid by the Members of each WMO Region as of 31 December 2024.

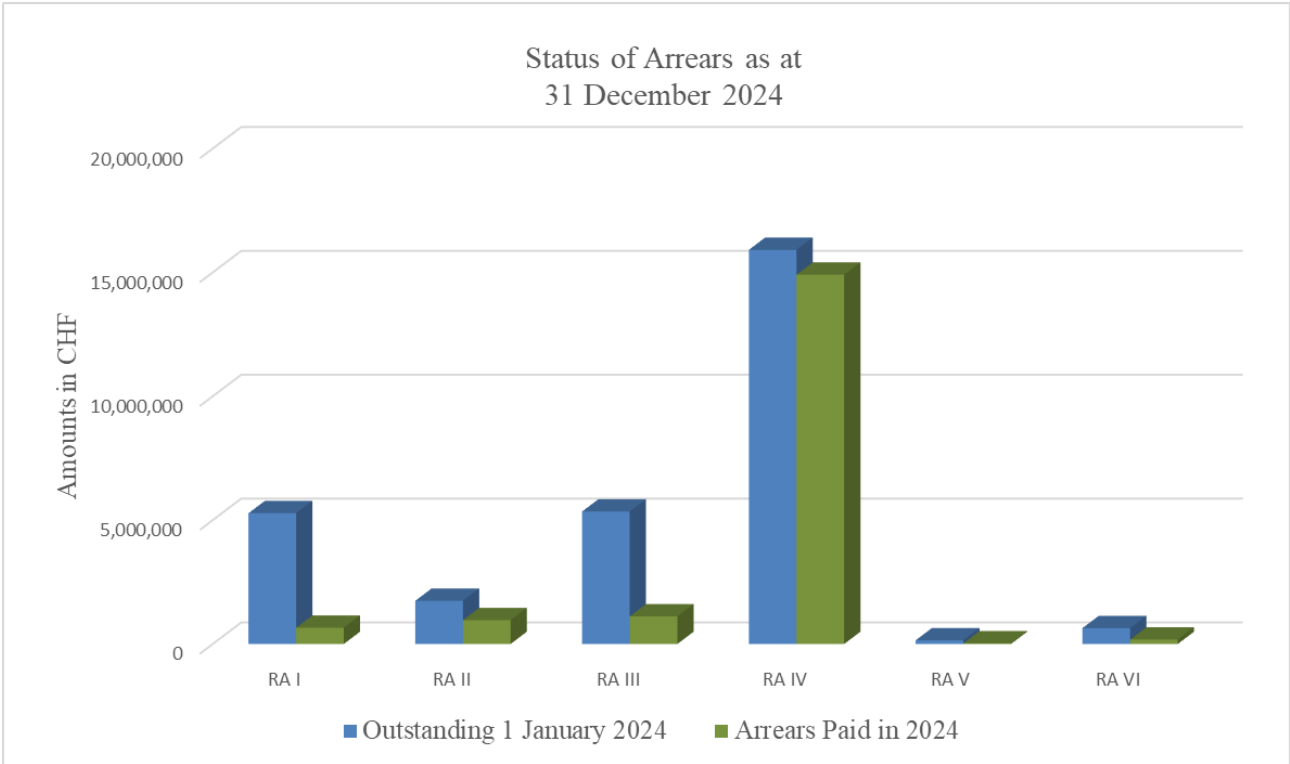


The following graph shows the distribution of the 2024 assessment and the amounts of such assessment paid by 31 December 2024, based upon the grouping of WMO Members by region.



The following graph shows the distribution of the amounts of arrears on 1 January 2024 and the amounts of payments against such arrears by 31 December 2024, based upon the grouping of WMO Members by region.

Ref.: 01630/2025-13 65



Status of Voting Rights

Any Member in arrears for more than two consecutive years is subject to the provisions of [Resolution 37 \(Cg-XI\)](#) – Suspension of Members for failure to meet financial obligations, and is deprived of its voting and other rights. Historically approximately 15% of WMO Members have voting rights suspended pursuant to this resolution. As of 31 December, the number of Members without voting rights at WMO was as follows:

Table 3. Members having lost voting rights as of 31 December

	2024	2023	2022	2021
Members having lost voting rights	31	28	31	31

In accordance with [Financial Regulation 8.8](#), special arrangements as established by Congress concerning the repayment of long-outstanding contributions may be concluded with any Member in arrears for more than four years on the date of entry into force of such arrangements. Currently two Members have concluded and complied with such a repayment agreement permitting a waiver of [Resolution 37 \(Cg-XI\)](#) and permitting voting rights.

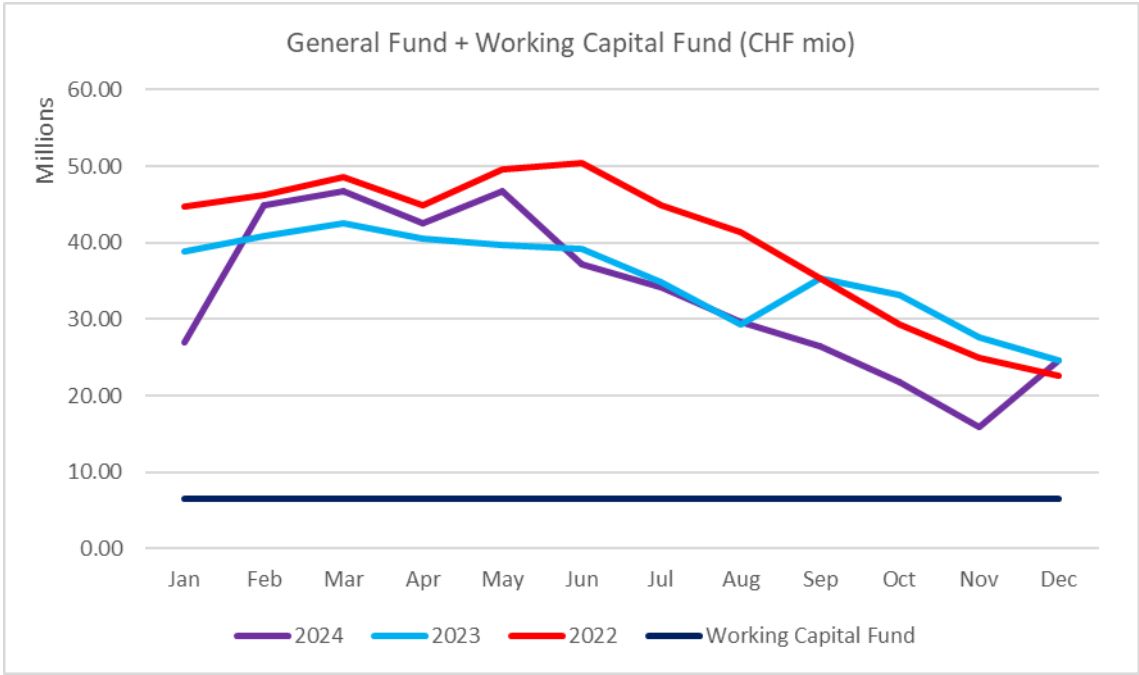
As of 1 January 2025, an additional five Members were deprived of their voting and other rights as the unpaid amount of the 2024 assessed contribution is deemed to be in arrears. Therefore, any Member with unpaid contributions from 2022 became subject to the provisions of [Resolution 37 \(Cg-XI\)](#) as of 1 January 2025.

Detailed Tables

The table “General Fund – Statement showing status of contributions as of 31 December 2024” provides details by Members regarding amounts due at the beginning of 2024, 2024 assessments, payments received during 2024, outstanding amounts for 2024 and prior years and outstanding advances to the Working Capital Fund.

Liquidity Position of the General Fund.

The table below shows the actual cash position for each month of 2022, 2023 and 2024. As can be seen from the graph, the total cash balance of the General Fund plus the Working Capital Fund on 31 December 2024 was approximately CHF 24.7 million. This is comprised of CHF 17.9 million in the General Fund and CHF 6.8 million in the Working Capital Fund.



The cash balance of the General Fund on 31 December 2024 of CHF 24.7 million is in line with that as of 31 December 2023.

The CHF 24.7 million of General Fund cash on 31 December 2024 is sufficient to meet the operational needs of the General Fund for approximately three months while the CHF 6.8 million in the Working Capital Fund would, if necessary, be available to provide slightly more than one additional month of operational liquidity.

Despite the consistency of the cash balance of the General Fund as of 31 December 2024 as compared to the end of 2023, and considering additional uncertainties regarding the timing and amount of payments of assessed contributions from some Members, the Secretariat is currently examining mitigation measures to ensure the availability of funding throughout 2025. These mitigation measures will have an impact on the delivery of the approved programme and planned activities for 2025. The Secretariat, therefore, calls on all Members to urgently settle any outstanding assessed contributions, whether for 2025 or in arrears, as soon as possible to ensure sufficient, ongoing liquidity of the General Fund and the continuity of the implementation of activities by the Secretariat.

B. Regular Budget Expenditures up to and including 31 December 2024

Table 4 below shows the 2024 Regular Budget by object of expenditure and the percentage of the Regular Budget the expenditures represent. The expenditure amounts include both actual expenditures and obligated amounts recognized up to and including 31 December 2024 (in thousands of Swiss francs).

Table 4. Budget and Expenditure by Object of Expenditure on 31 December 2024

Object of Expenditure	2024 Budget	Expenditures through 31 December 2024	As a% of budget
(a) Staff costs	50,063.3	49,592.0	99.1%
(b) Short-Term Staff and Consultants	3,544.9	2,950.5	83.2%
(c) Travel	5,146.2	4,336.7	84.3%
(d) Fellowships and Training	739.3	623.3	84.3%
(e) Grants and Financial Contributions	1,303.3	1,411.1	108.3%
(f) Contractual and Operating Expenses	7,097.1	6,482.7	91.3%
(g) HQ Building Loan Repayment	1,477.3	1,477.3	100.0%
TOTAL	69 371.4	66 873.5	96.4%

Below is a summary analysis for each of the objects of expenditure:

Staff costs: Staff costs at the end of 2024 represent 99.1% of the budget for this line item. The level is generally consistent with expectations reflecting on one side, the impact of a minor level of vacancy on positions through 2024 during first quarters of 2024 and, on the other side, increases in staff costs resulting from the cost of some benefits and entitlements associated with the recruitment and separation of staff members.

Short-term staff and consultants: The 83.2% rate of implementation at the end of 2024 is now on track as compared to the first half of the year where the utilization of short-term staff to support vacant staff positions and consultants to implement specific contract and project-based deliverables was exceeded as result of obligations issued covering beyond the first two quarters. The amount was less than the overall planned amount due to efforts to reduce the level of overall consultant costs. It should be noted that approximately 64% of the expenditure in this category represent short-term staff expenditures and 36% is related to consultant costs.

Travel: The level of implementation for travel expenditures at the end of 2024 amounts to 84.3% of the planned budget. The lower level of expenditure in this category as compared to the planned amount is due to overall efforts to contain travel costs within the budget through a number of ongoing efforts, including the continued use of the implementation of activities via virtual or hybrid meetings, where appropriate.

Fellowships and training: The budget level of the fellowship and training expenditure at 84.3%, which represents an increase from 42.1% through the first three quarters of 2024, is explained by the beginning of the education calendar, resulting in a higher level of fellowship and training expenditures being incurred in the final part of the year. The level of expenditure as compared to budget in this category was impacted by the deferral of some fellowship and related training activities from 2024 into 2025

Grants and financial contributions: The level of expenditure in this area amounts to 108.3% showing an acceleration in this type of activity during the last quarter of the year as expected. The underspend of the budget in other objects of expenditures allowed for the shift resources for the realization of technical contributions and settlement of agreements costs.

Contractual and operating expenses: Expenditures for contractual and operating expenditures are at 91.3% of the 2024 annual budget and is generally consistent with the planned amounts, primarily in the areas of IT and building infrastructure, services, and utilities.

HQ building loan repayment: The repayment of the building loan for the WMO Headquarters building was obligated during the first quarter of the year, resulting in an implementation rate of 100% at this point on time. Actual repayment of the loan occurred in the fourth quarter of 2024, in line with the timing of prior years.

Table 5 below shows the 2024 budget and expenditures through 31 December 2024 by long-term goal (LTG) and Budget Part (in thousands of Swiss francs).

Table 5. Budget and Expenditure by Budget Part on 31 December 2024

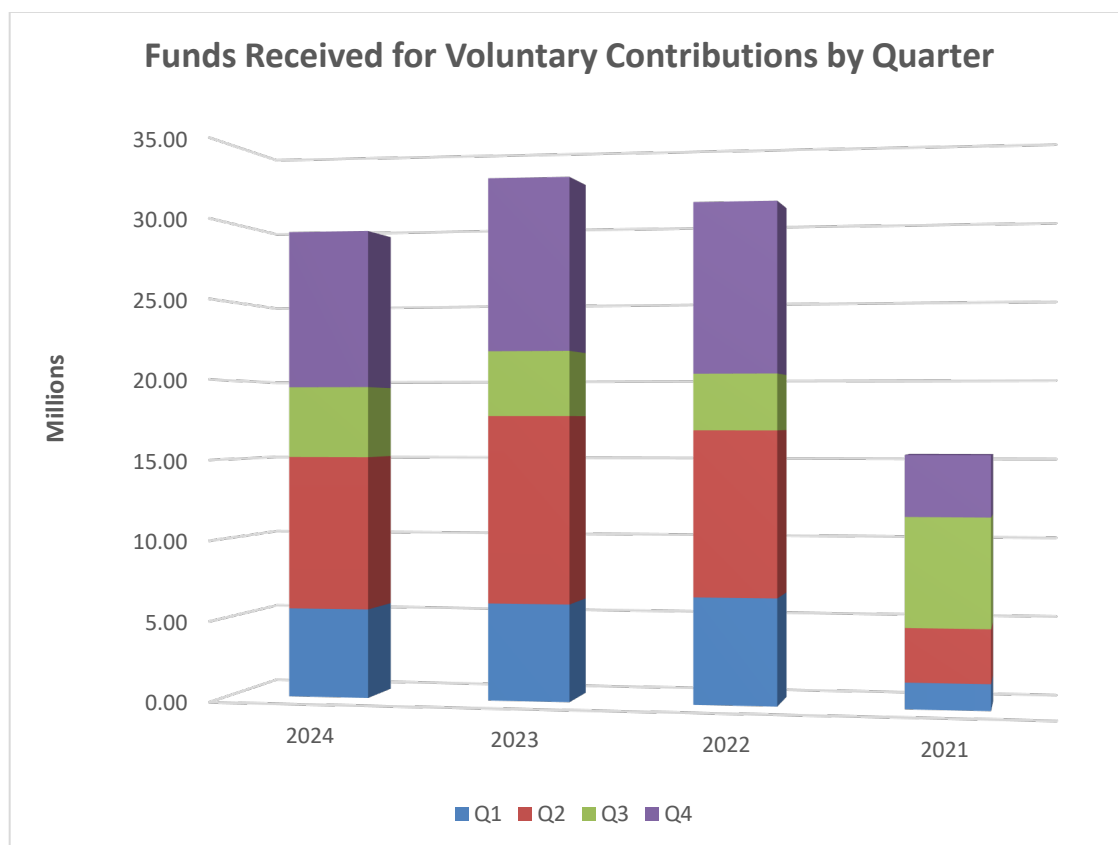
Appropriation parts	2024 Budget	Expenditures through 31 December 2024	As a% of budget
Part I. LTG 1. Better serve societal needs	14,252.8	13,776.4	96.7%
Part II. LTG 2. Enhance Earth system observations and predictions	13,391.9	12,717.8	95.0%
Part III. LTG 3. Advance targeted research	6,295.3	5,920.5	94.0%
Part IV. LTG 4. Close the capacity gap	15,250.3	14,458.0	94.8%
Part V. LTG 5. Strategic realignment of WMO structure and programmes	1,189.7	1,141.9	96.0%
Part VI. Policy-Making Organs, Executive Management and Oversight	10,534.0	10,295.6	97.7%
Part VII. Language Services	8,457.4	8,563.3	101.3%
Total	69,371.4	66,873.5	96.4%

As can be seen from Table 5, the level of implementation across the appropriation parts is generally consistent and represents an overall 96.4% of the total budget. Only Part VII resulted in a minor deviation of the 1.3% mainly due to the low margin existing between actual staff cost of higher seniority staff in Part VII and the overall standard staff cost used in the budgeting and allotment process.

C. Receipt of Voluntary Contributions

The following chart includes a summary of the funds received under voluntary contributions during 2021, 2022, 2023 and 2024. As can be seen from the chart, the funds received by WMO for voluntary contributions during 2024 was approximately 9% lower than the amount received in 2023, with CHF 29.4 million of funds received during 2024 (as compared to CHF 32.5 million received during 2023). The reduction is due primarily to the fact that large, multi-year contributions from bilateral donors were received in the second and fourth quarters of 2023, which are currently being implemented. The multi-year (2021–2024) trend of cash contributions shows the continued strong level of support by Members and other donors for WMO activities by providing additional funding to implement the Strategic and Operating Plan as well as for technical cooperation and capacity development.

During 2024, 46% of voluntary contributions were received from bilateral donors, 46% from Climate Funds and the remaining 8% from other funding sources (such as other United Nations entities, development banks, regional multilateral entities, etc.). By way of comparison, in 2023 total contributions were received as follows: 68% from bilateral donors, 23% from Climate Funds and the remaining 9% from all other funding sources.



GENERAL FUND

STATEMENT SHOWING STATUS OF CONTRIBUTIONS AS AT 31 December 2024

(Amounts expressed in Swiss Francs)

Member	Due at 1 January			Contributions paid			Current Arrears				Due to Working Capital Fund
	Oldest Year	Past Years	2024	Past Years	2024	Total	Oldest Year	Past Years	2024	Total	
Afghanistan	2021	40,731.66	13,932.52	-	-	-	2021	40,731.66	13,932.52	54,664.18	-
Albania	-	-	13,932.52	-	13,932.52	13,932.52	-	-	-	-	-
Algeria	-	-	76,628.86	-	-	-	2024	-	76,628.86	76,628.86	-
Andorra	-	-	13,932.52	-	13,932.52	13,932.52	-	-	-	-	-
Angola	-	-	13,932.52	-	-	-	2024	-	13,932.52	13,932.52	-
Antigua and Barbuda	2018	79,331.79	13,932.52	13,122.50	-	13,122.50	2019	66,209.29	13,932.52	80,141.81	-
Argentina	2022	1,086,126.70	494,604.46	1,086,126.70	-	1,086,126.70	2024	-	494,604.46	494,604.46	-
Armenia	-	-	13,932.52	-	13,932.52	13,932.52	-	-	-	-	-
Australia	-	-	1,448,982.08	-	1,448,982.08	1,448,982.08	-	-	-	-	-
Austria	-	-	466,739.42	-	466,739.42	466,739.42	-	-	-	-	-
Azerbaijan	-	-	20,898.78	-	20,898.78	20,898.78	-	-	-	-	-
Bahamas	-	-	13,932.52	-	-	-	2024	-	13,932.52	13,932.52	-
Bahrain	-	-	34,831.30	-	34,831.30	34,831.30	-	-	-	-	-
Bangladesh	-	-	13,932.52	-	13,932.52	13,932.52	-	-	-	-	-
Barbados	-	-	13,932.52	-	13,932.52	13,932.52	-	-	-	-	-
Belarus	-	-	27,865.04	-	27,865.04	27,865.04	-	-	-	-	-
Belgium	-	-	571,233.32	-	571,233.32	571,233.32	-	-	-	-	-
Belize	2021	40,731.66	13,932.52	27,154.44	-	27,154.44	2023	13,577.22	13,932.52	27,509.74	-
Benin	2023	561.08	13,932.52	-	-	-	2023	561.08	13,932.52	14,493.60	-
Bhutan	-	-	13,932.52	-	13,932.52	13,932.52	-	-	-	-	-
Bolivia	1985	497,547.92	13,932.52	-	-	-	1985	497,547.92	13,932.52	511,480.44	-
Bosnia and Herzegovina	-	-	13,932.52	-	13,932.52	13,932.52	-	-	-	-	-
Botswana	2023	13,577.22	13,932.52	-	-	-	2023	13,577.22	13,932.52	27,509.74	-
Brazil	-	-	1,386,285.74	-	1,386,285.74	1,386,285.74	-	-	-	-	-
British Caribbean Territories	-	-	13,932.52	-	13,932.52	13,932.52	-	-	-	-	-
Brunei Darussalam	-	-	13,932.52	-	13,932.52	13,932.52	-	-	-	-	-
Bulgaria	-	-	34,831.30	-	34,831.30	34,831.30	-	-	-	-	-
Burkina Faso	-	-	13,932.52	-	13,932.52	13,932.52	-	-	-	-	-
Burundi	2020	54,308.88	13,932.52	13,577.22	-	13,577.22	2021	40,731.66	13,932.52	54,664.18	-
Cabo Verde	-	-	13,932.52	-	13,932.52	13,932.52	-	-	-	-	-
Cambodia	2023	12,458.74	13,932.52	12,458.74	1,473.78	13,932.52	2024	-	12,458.74	12,458.74	-
Cameroon	2023	10,630.19	13,932.52	-	-	-	2023	10,630.19	13,932.52	24,562.71	-
Canada	-	-	1,804,261.34	-	1,804,261.34	1,804,261.34	-	-	-	-	-
Central African Republic	1983	479,149.60	13,932.52	-	-	-	1983	479,149.60	13,932.52	493,082.12	-
Chad	2007	221,029.88	13,932.52	-	-	-	2007	221,029.88	13,932.52	234,962.40	-
Chile	-	-	285,616.66	-	198,000.00	198,000.00	2024	-	87,616.66	87,616.66	-
China	-	-	10,470,288.78	-	10,470,288.78	10,470,288.78	-	-	-	-	-
Colombia	-	-	167,190.24	-	167,190.24	167,190.24	-	-	-	-	-

ANNEX, p. 11

GENERAL FUND

STATEMENT SHOWING STATUS OF CONTRIBUTIONS AS AT 31 December 2024

(Amounts expressed in Swiss Francs)

Member	Due at 1 January			Contributions paid			Current Arrears				Due to Working Capital Fund
	Oldest Year	Past Years	2024	Past Years	2024	Total	Oldest Year	Past Years	2024	Total	
Comoros	1991	414,305.00	13,932.52	-	-	-	1991	414,305.00	13,932.52	428,237.52	-
Congo	2016	97,600.18	13,932.52	-	-	-	2016	97,600.18	13,932.52	111,532.70	-
Cook Islands	-	-	13,932.52	-	13,932.52	13,932.52	-	-	-	-	-
Costa Rica	2021	100,652.53	48,763.82	-	-	-	2021	100,652.53	48,763.82	149,416.35	-
Côte d'Ivoire	-	-	13,932.52	-	13,932.52	13,932.52	-	-	-	-	-
Croatia	-	-	62,696.34	-	62,696.34	62,696.34	-	-	-	-	-
Cuba	2017	338,169.52	62,696.34	-	-	-	2017	338,169.52	62,696.34	400,865.86	-
Curacao & Sint Maarten	2023	12,937.01	13,932.52	12,937.01	995.51	13,932.52	2024	-	12,937.01	12,937.01	-
Cyprus	-	-	20,898.78	-	20,898.78	20,898.78	-	-	-	-	-
Czech Republic	-	-	229,886.58	-	229,886.58	229,886.58	-	-	-	-	-
Democratic People's Republic of Korea	-	-	13,932.52	-	13,932.52	13,932.52	-	-	-	-	-
Democratic Republic of The Congo	1988	441,480.38	13,932.52	-	-	-	1988	441,480.38	13,932.52	455,412.90	-
Denmark	-	-	376,178.04	-	376,178.04	376,178.04	-	-	-	-	-
Djibouti	2019	54,508.03	13,932.52	-	-	-	2019	54,508.03	13,932.52	68,440.55	-
Dominica	2010	182,044.62	13,932.52	-	-	-	2010	182,044.62	13,932.52	195,977.14	-
Dominican Republic	2022	55,415.10	48,763.82	55,415.10	44,207.97	99,623.07	2024	-	4,555.85	4,555.85	-
Ecuador	2022	61,546.87	55,730.08	9,389.31	-	9,389.31	2023	52,157.56	55,730.08	107,887.64	-
Egypt	-	-	97,527.64	-	97,527.64	97,527.64	-	-	-	-	-
El Salvador	2003	272,027.51	13,932.52	-	-	-	2003	272,027.51	13,932.52	285,960.03	-
Eritrea	2023	576.02	13,932.52	-	-	-	2023	576.02	13,932.52	14,508.54	-
Estonia	-	-	27,865.04	-	27,865.04	27,865.04	-	-	-	-	-
Eswatini	-	-	13,932.52	-	13,932.52	13,932.52	-	-	-	-	-
Ethiopia	-	-	13,932.52	-	-	-	2024	-	13,932.52	13,932.52	-
Fiji	-	-	13,932.52	-	13,932.52	13,932.52	-	-	-	-	-
Finland	-	-	285,616.66	-	285,616.66	285,616.66	-	-	-	-	-
France	-	-	2,960,660.50	-	2,960,660.50	2,960,660.50	-	-	-	-	-
French Polynesia	-	-	13,932.52	-	13,932.52	13,932.52	-	-	-	-	-
Gabon	2005	240,105.75	13,932.52	-	-	-	2005	240,105.75	13,932.52	254,038.27	-
Gambia	-	-	13,932.52	-	-	-	2024	-	13,932.52	13,932.52	-
Georgia	-	-	13,932.52	-	13,932.52	13,932.52	-	-	-	-	-
Germany	-	-	4,193,688.52	-	4,193,688.52	4,193,688.52	-	-	-	-	-
Ghana	2021	36,562.72	13,932.52	36,562.72	8,024.31	44,587.03	2024	-	5,908.21	5,908.21	-
Greece	-	-	222,920.32	-	222,920.32	222,920.32	-	-	-	-	-
Guatemala	2023	27,154.44	27,865.04	27,154.44	27,865.04	55,019.48	-	-	-	-	-
Guinea	2018	69,424.27	13,932.52	-	-	-	2018	69,424.27	13,932.52	83,356.79	-
Guinea-Bissau	1997	346,664.08	13,932.52	13,932.52	-	13,932.52	1998	332,731.56	13,932.52	346,664.08	-
Guyana	-	-	13,932.52	-	13,932.52	13,932.52	-	-	-	-	-
Haiti	2023	4,887.26	13,932.52	-	-	-	2023	4,887.26	13,932.52	18,819.78	-

ANNEX, p. 12

GENERAL FUND

STATEMENT SHOWING STATUS OF CONTRIBUTIONS AS AT 31 December 2024

(Amounts expressed in Swiss Francs)

Ref.: 01630/2025-1.3 GS

Member	Due at 1 January			Contributions paid			Current Arrears				Due to Working Capital Fund
	Oldest Year	Past Years	2024	Past Years	2024	Total	Oldest Year	Past Years	2024	Total	
Honduras	2022	26,118.84	13,932.52	-	-	-	2022	26,118.84	13,932.52	40,051.36	-
Hong Kong, China	-	-	13,932.52	-	13,932.52	13,932.52	-	-	-	-	-
Hungary	-	-	153,257.72	-	153,257.72	153,257.72	-	-	-	-	-
Iceland	-	-	20,898.78	-	20,898.78	20,898.78	-	-	-	-	-
India	2023	17,393.83	717,524.78	17,393.83	717,524.78	734,918.61	-	-	-	-	-
Indonesia	-	-	376,178.04	-	376,178.04	376,178.04	-	-	-	-	-
Iran, Islamic Republic of	2021	772,678.01	257,751.62	204,429.28	-	204,429.28	2021	568,248.73	257,751.62	826,000.35	-
Iraq	-	-	90,561.38	-	90,561.38	90,561.38	-	-	-	-	-
Ireland	-	-	299,549.18	-	299,549.18	299,549.18	-	-	-	-	-
Israel	2023	373,373.55	383,144.30	-	-	-	2023	373,373.55	383,144.30	756,517.85	-
Italy	-	-	2,187,405.64	-	2,187,405.64	2,187,405.64	-	-	-	-	-
Jamaica	-	-	13,932.52	-	13,932.52	13,932.52	-	-	-	-	-
Japan	-	-	5,517,277.92	-	5,517,277.92	5,517,277.92	-	-	-	-	-
Jordan	-	-	13,932.52	-	13,932.52	13,932.52	-	-	-	-	-
Kazakhstan	-	-	90,561.38	-	90,561.38	90,561.38	-	-	-	-	-
Kenya	-	-	20,898.78	-	20,898.78	20,898.78	-	-	-	-	-
Kuwait	2022	325,853.28	160,223.98	325,853.28	160,223.98	486,077.26	-	-	-	-	-
Kyrgyz Republic	2016	103,883.43	13,932.52	41,704.16	-	41,704.16	2019	62,179.27	13,932.52	76,111.79	-
Lao People's Democratic Republic	-	-	13,932.52	-	13,932.52	13,932.52	-	-	-	-	-
Latvia	-	-	34,831.30	-	34,831.30	34,831.30	-	-	-	-	-
Lebanon	2021	88,251.93	20,898.78	-	-	-	2021	88,251.93	20,898.78	109,150.71	-
Lesotho	-	-	13,932.52	-	13,932.52	13,932.52	-	-	-	-	-
Liberia	1980	512,733.88	13,932.52	-	-	-	1980	512,733.88	13,932.52	526,666.40	300.50
Libya	2018	200,857.41	13,932.52	200,857.41	354.59	201,212.00	2024	-	13,577.93	13,577.93	-
Lithuania	-	-	55,730.08	-	55,730.08	55,730.08	-	-	-	-	-
Luxembourg	-	-	48,763.82	-	48,763.82	48,763.82	-	-	-	-	-
Macao, China	-	-	13,932.52	-	13,932.52	13,932.52	-	-	-	-	-
Madagascar	-	-	13,932.52	-	13,932.52	13,932.52	-	-	-	-	-
Malawi	2009	190,721.77	13,932.52	6,339.22	-	6,339.22	2010	184,382.55	13,932.52	198,315.07	-
Malaysia	-	-	236,852.84	-	236,852.84	236,852.84	-	-	-	-	-
Maldives	-	-	13,932.52	-	13,932.52	13,932.52	-	-	-	-	-
Mali	-	-	13,932.52	-	12,588.55	12,588.55	2024	-	1,343.97	1,343.97	-
Malta	-	-	13,932.52	-	-	-	2024	-	13,932.52	13,932.52	-
Mauritania	-	-	13,932.52	-	13,932.52	13,932.52	-	-	-	-	-
Mauritius	-	-	13,932.52	-	13,932.52	13,932.52	-	-	-	-	-
Mexico	-	-	835,951.20	-	835,951.20	835,951.20	-	-	-	-	-
Micronesia, Federated States of	2022	24,884.55	13,932.52	-	-	-	2022	24,884.55	13,932.52	38,817.07	-
Monaco	-	-	13,932.52	-	13,932.52	13,932.52	-	-	-	-	-

ANNEX, p. 13

GENERAL FUND

STATEMENT SHOWING STATUS OF CONTRIBUTIONS AS AT 31 December 2024

(Amounts expressed in Swiss Francs)

Member	Due at 1 January			Contributions paid			Current Arrears				Due to Working Capital Fund
	Oldest Year	Past Years	2024	Past Years	2024	Total	Oldest Year	Past Years	2024	Total	
Mongolia	2022	14,228.68	13,932.52	14,228.68	13,688.22	27,916.90	2024	-	244.30	244.30	-
Montenegro	-	-	13,932.52	-	13,932.52	13,932.52	-	-	-	-	-
Morocco	-	-	34,831.30	-	34,831.30	34,831.30	-	-	-	-	-
Mozambique	2021	27,765.40	13,932.52	-	-	-	2021	27,765.40	13,932.52	41,697.92	-
Myanmar	2023	617.03	13,932.52	617.03	13,315.49	13,932.52	2024	-	617.03	617.03	-
Namibia	-	-	13,932.52	-	-	-	2024	-	13,932.52	13,932.52	-
Nauru	-	-	13,932.52	-	13,932.52	13,932.52	-	-	-	-	-
Nepal	2021	40,731.66	13,932.52	40,731.66	13,932.52	54,664.18	-	-	-	-	-
Netherlands, Kingdom of the	-	-	947,411.36	-	947,411.36	947,411.36	-	-	-	-	-
New Caledonia	-	-	13,932.52	-	13,932.52	13,932.52	-	-	-	-	-
New Zealand	-	-	208,987.80	-	208,987.80	208,987.80	-	-	-	-	-
Nicaragua	2023	575.91	13,932.52	575.91	13,932.52	14,508.43	-	-	-	-	-
Niger	2019	63,210.15	13,932.52	-	-	-	2019	63,210.15	13,932.52	77,142.67	-
Nigeria	2022	285,121.62	125,392.68	285,121.62	-	285,121.62	2024	-	125,392.68	125,392.68	-
Niue	2023	13,577.22	13,932.52	-	-	-	2023	13,577.22	13,932.52	27,509.74	-
North Macedonia	-	-	13,932.52	-	13,932.52	13,932.52	-	-	-	-	-
Norway	-	-	466,739.42	-	466,739.42	466,739.42	-	-	-	-	-
Oman	-	-	76,628.86	-	76,628.86	76,628.86	-	-	-	-	-
Pakistan	2022	99,049.55	76,628.86	99,049.55	7,667.37	106,716.92	2024	-	68,961.49	68,961.49	-
Panama	2023	53,840.07	55,730.08	53,840.07	54,196.04	108,036.11	2024	-	1,534.04	1,534.04	-
Papua New Guinea	2019	67,275.14	13,932.52	-	-	-	2019	67,275.14	13,932.52	81,207.66	-
Paraguay	2023	20,365.83	20,898.78	20,365.83	-	20,365.83	2024	-	20,898.78	20,898.78	-
Peru	-	-	111,460.16	-	111,460.16	111,460.16	-	-	-	-	-
Philippines	-	-	146,291.46	-	146,291.46	146,291.46	-	-	-	-	-
Poland	-	-	571,233.32	-	571,233.32	571,233.32	-	-	-	-	-
Portugal	-	-	243,819.10	-	243,819.10	243,819.10	-	-	-	-	-
Qatar	-	-	181,122.76	-	181,122.76	181,122.76	-	-	-	-	-
Republic of Kiribati	-	-	13,932.52	-	13,932.52	13,932.52	-	-	-	-	-
Republic of Korea	2023	206,503.20	1,769,430.04	206,503.20	1,597,122.26	1,803,625.46	2024	-	172,307.78	172,307.78	-
Republic of Moldova	2023	118.59	13,932.52	118.59	13,932.52	14,051.11	-	-	-	-	-
Republic of Yemen	2015	107,697.84	13,932.52	-	-	-	2015	107,697.84	13,932.52	121,630.36	-
Romania	-	-	215,954.06	-	215,857.58	215,857.58	2024	-	96.48	96.48	-
Russian Federation	-	-	1,288,758.10	-	1,288,758.10	1,288,758.10	-	-	-	-	-
Rwanda	2020	54,308.88	13,932.52	54,308.88	13,932.52	68,241.40	-	-	-	-	-
Saint Lucia	-	-	13,932.52	-	13,932.52	13,932.52	-	-	-	-	-
Samoa	-	-	13,932.52	-	13,932.52	13,932.52	-	-	-	-	-
Sao Tome and Principe	1992	400,045.27	13,932.52	-	-	-	1992	400,045.27	13,932.52	413,977.79	-
Saudi Arabia	-	-	815,052.42	-	815,052.42	815,052.42	-	-	-	-	-

ANNEX, p. 14

GENERAL FUND

STATEMENT SHOWING STATUS OF CONTRIBUTIONS AS AT 31 December 2024

(Amounts expressed in Swiss Francs)

Member	Due at 1 January			Contributions paid			Current Arrears				Due to Working Capital Fund
	Oldest Year	Past Years	2024	Past Years	2024	Total	Oldest Year	Past Years	2024	Total	
Senegal	2021	29,344.94	13,932.52	29,344.94	10,799.10	40,144.04	2024	-	3,133.42	3,133.42	-
Serbia	-	-	20,898.78	-	20,898.78	20,898.78	-	-	-	-	-
Seychelles	-	-	13,932.52	-	13,932.52	13,932.52	-	-	-	-	-
Sierra Leone	1996	349,827.34	13,932.52	-	-	-	1996	349,827.34	13,932.52	363,759.86	-
Singapore	-	-	348,313.00	-	348,313.00	348,313.00	-	-	-	-	-
Slovakia	-	-	104,493.90	-	104,493.90	104,493.90	-	-	-	-	-
Slovenia	-	-	55,730.08	-	55,730.08	55,730.08	-	-	-	-	-
Solomon Islands	2022	27,154.44	13,932.52	13,932.52	-	13,932.52	2023	13,221.92	13,932.52	27,154.44	-
Somalia	1984	476,749.88	13,932.52	-	-	-	1984	476,749.88	13,932.52	490,682.40	300.50
South Africa	-	-	167,190.24	-	167,190.24	167,190.24	-	-	-	-	-
South Sudan	2015	120,602.89	13,932.52	-	-	-	2015	120,602.89	13,932.52	134,535.41	-
Spain	-	-	1,462,914.60	-	1,462,914.60	1,462,914.60	-	-	-	-	-
Sri Lanka	-	-	27,865.04	-	27,865.04	27,865.04	-	-	-	-	-
Sudan	2022	26,069.62	13,932.52	-	-	-	2022	26,069.62	13,932.52	40,002.14	-
Suriname	2019	67,275.14	13,932.52	-	-	-	2019	67,275.14	13,932.52	81,207.66	-
Sweden	-	-	599,098.36	-	599,098.36	599,098.36	-	-	-	-	-
Switzerland	-	-	780,221.12	-	780,221.12	780,221.12	-	-	-	-	-
Syrian Arab Republic	2013	178,724.43	13,932.52	178,724.43	8,072.22	186,796.65	2024	-	5,860.30	5,860.30	-
Tajikistan	-	-	13,932.52	-	13,932.52	13,932.52	-	-	-	-	-
Thailand	-	-	250,785.36	-	250,785.36	250,785.36	-	-	-	-	-
Timor-Leste	-	-	13,932.52	-	13,932.52	13,932.52	-	-	-	-	-
Togo	-	-	13,932.52	-	-	-	2024	-	13,932.52	13,932.52	-
Tonga	-	-	13,932.52	-	-	-	2024	-	13,932.52	13,932.52	-
Trinidad and Tobago	-	-	27,865.04	-	27,865.04	27,865.04	-	-	-	-	-
Tunisia	-	-	13,932.52	-	-	-	2024	-	13,932.52	13,932.52	-
Türkiye	-	-	585,165.84	-	585,165.84	585,165.84	-	-	-	-	-
Turkmenistan	-	-	20,898.78	-	20,898.78	20,898.78	-	-	-	-	-
Tuvalu	2022	15,117.11	13,932.52	14,958.99	-	14,958.99	2023	158.12	13,932.52	14,090.64	-
Uganda	2023	8,221.48	13,932.52	8,221.48	11,528.67	19,750.15	2024	-	2,403.85	2,403.85	-
Ukraine	-	-	34,831.30	-	34,831.30	34,831.30	-	-	-	-	-
United Arab Emirates	-	-	438,874.38	-	438,874.38	438,874.38	-	-	-	-	-
United Kingdom of Great Britain and Northern Ireland	-	-	3,009,424.32	-	3,009,424.32	3,009,424.32	-	-	-	-	-
United Republic of Tanzania	2023	13,392.91	13,932.52	-	-	-	2023	13,392.91	13,932.52	27,325.43	-
United States of America	2023	14,717,706.48	15,102,851.68	14,717,706.48	-	14,717,706.48	2024	-	15,102,851.68	15,102,851.68	-
Uruguay	-	-	62,696.34	-	61,097.00	61,097.00	2024	-	1,599.34	1,599.34	-
Uzbekistan	2023	1,365.83	20,898.78	1,365.83	20,534.17	21,900.00	2024	-	364.61	364.61	-
Vanuatu	-	-	13,932.52	-	1,051.17	1,051.17	2024	-	12,881.35	12,881.35	-
Venezuela	2014	3,614,074.13	125,392.68	-	-	-	2014	3,614,074.13	125,392.68	3,739,466.81	-

GENERAL FUND

STATEMENT SHOWING STATUS OF CONTRIBUTIONS AS AT 31 December 2024
(Amounts expressed in Swiss Francs)

Member	Due at 1 January			Contributions paid			Current Arrears				Due to Working Capital Fund
	Oldest Year	Past Years	2024	Past Years	2024	Total	Oldest Year	Past Years	2024	Total	
Viet Nam	-	0.00	62,696.34	-	62,696.34	62,696.34	-	-	-	-	-
Zambia	2022	24,430.40	13,932.52	7,505.93		7,505.93	2022	16,924.47	13,932.52	30,856.99	-
Zimbabwe	2022	15,165.75	13,932.52	-		-	2022	15,165.75	13,932.52	29,098.27	-
TOTAL		29,069,251.90	69,662,600.00	17,851,629.50	51,768,885.04	69,620,514.54		11,217,622.40	17,893,714.96	29,111,337.36	601.00